

**U.S. CENSUS  
BUREAU  
INFORMATION**

**Alburgh Town**

# U.S. CENSUS BUREAU INFORMATION

Geographic area: Alburgh Town, Grand Isle County, Vermont

## I. POPULATION

### POPULATION, 1790 - 2000

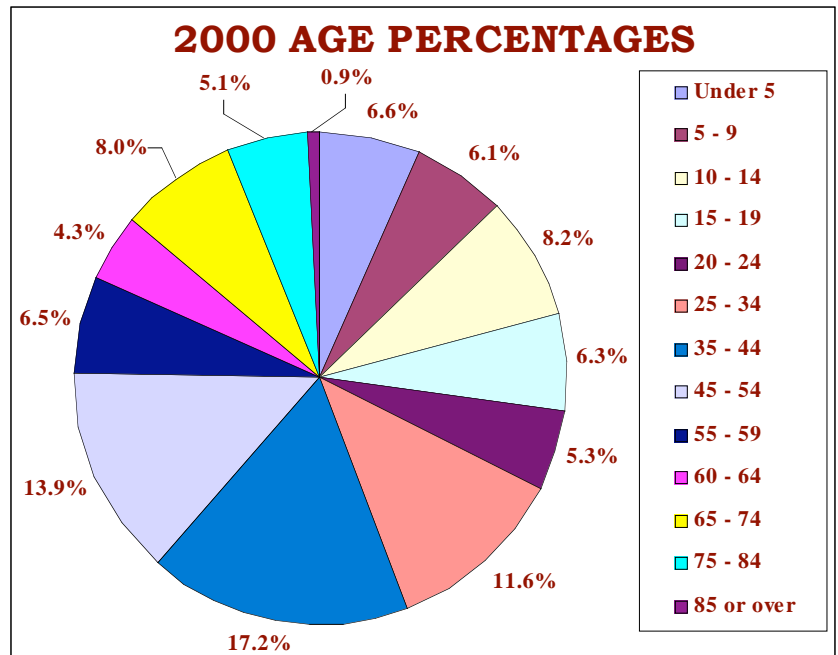
Year	1790	1800	1810	1820	1830	1840	1850	1860	1870	1880	1890	1900	1910	1920	1930	1940	1950	1960	1970	1980	1990	2000
Population	446	750	1,106	1,172	1,239	1,344	1,568	1,793	1,716	1,614	1,390	1,474	1,311	1,491	1,609	1,623	1,402	1,123	1,271	1,352	1,362	1,952

\*The above table includes both the town and village of Alburgh.

### 2000 SEX AND AGE POPULATION

SEX	NUMBER
Male	980
Female	972

AGE	NUMBER
Under 5	128
5 - 9	120
10 - 14	161
15 - 19	122
20 - 24	104
25 - 34	227
35 - 44	336
45 - 54	271
55 - 59	126
60 - 64	83
65 - 74	156
75 - 84	100
85 or over	18



## II. HOUSEHOLD & FAMILY

TOWN NAME	Housing Units				
	1960	1970	1980	1990	2000
Alburgh	545	743	943	1,086	1,259
Grand Isle County	2,166	2,618	3,556	4,135	4,663
Vermont	136,307	165,063	223,198	271,214	294,382

\*The above table includes both the town and village of Alburgh.

### HOUSING OCCUPANCY

	Number in 1990	Number in 2000
Total Housing Units	1,086	1,259
Occupied Housing Units	518	791
Vacant Housing Units	568	468
Seasonal, Recreational or Occasional Use	491	407

### HOUSING TENURE

	Number in 1990	Number in 2000
Occupied housing units	518	791
Owner-occupied housing units	411	633
Renter-occupied housing units	107	158

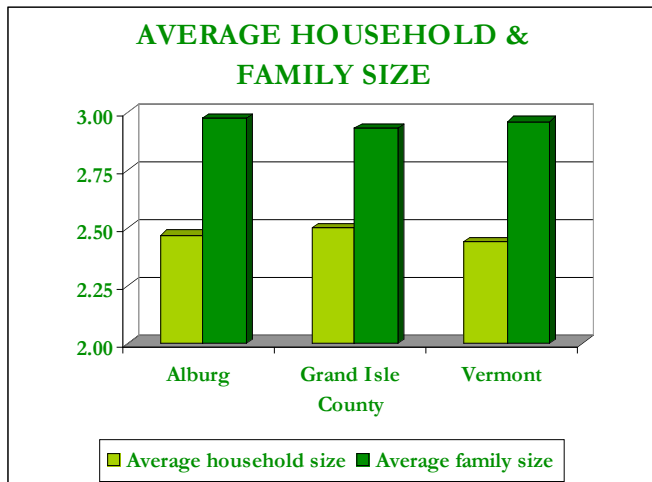
### HOUSING RELATIONSHIP

RELATIONSHIP	1990 NUMBER
<b>In family households:</b>	
Householder	369
Spouse	292
<b>Child:</b>	
Natural-born or adopted	432
Stepchild	20
Grandchild	16
Other relatives	23
Non-relatives	30
<b>In group quarters:</b>	
Institutionalized persons	0
Other persons in group quarters	0

RELATIONSHIP	2000 NUMBER
<b>In households:</b>	
Householder	791
Spouse	438
Child	549
Own child under 18 years	457
Other relatives	56
Under 18 years	25
Non-relatives	118
Unmarried partner	70
<b>In group quarters:</b>	
Institutionalized population	0
Non-institutionalized population	0

### AVERAGE HOUSEHOLD & FAMILY SIZE

	Average household size	Average family size
Alburgh	2.47	2.97
Grand Isle County	2.50	2.93
Vermont	2.44	2.96

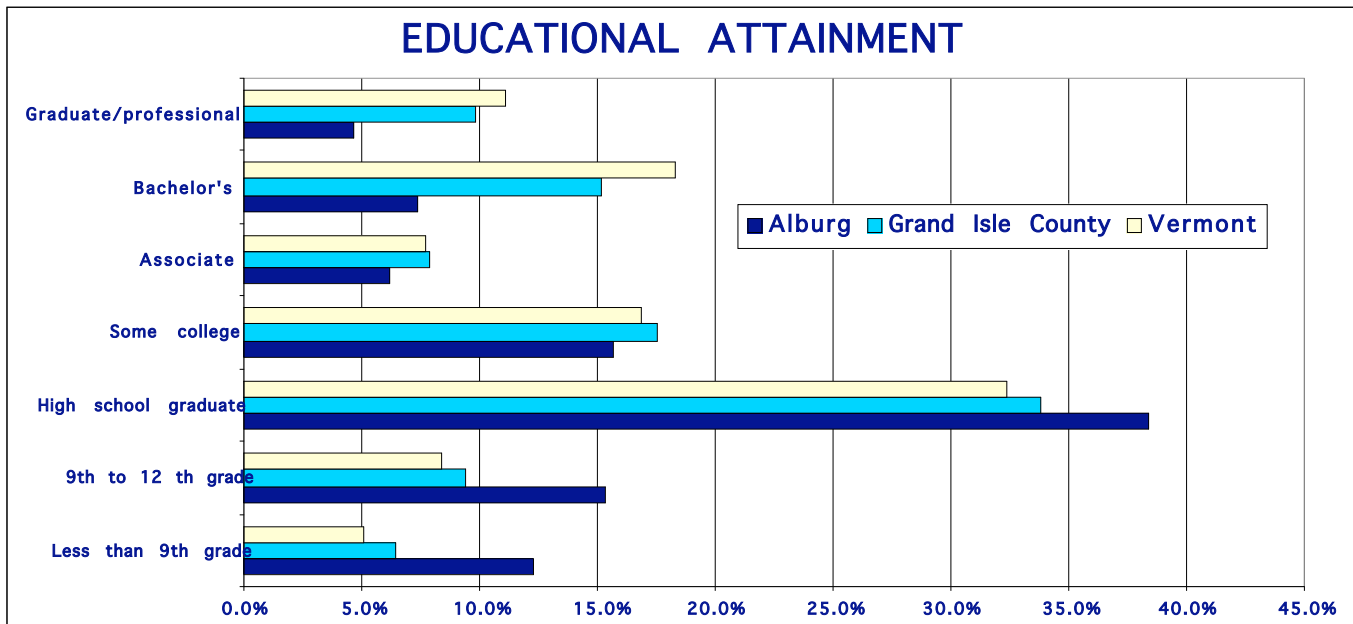


### 2000 HOUSEHOLD BY TYPE

	NUMBER
Total households	791
<b>Family households (families)</b>	
With own children under 18 years	247
Married-couple family	438
With own children under 18 years	187
Female householder, no husband present	62
With own children under 18 years	39
<b>Non-family households</b>	
Householder living alone	207
Householder 65 years and over	93
Households with individuals under 18 years	265
Households with individuals 65 years and over	207

### III. EDUCATION & EMPLOYMENT

2000 EDUCATIONAL ATTAINMENT						
	Alburgh		Grand Isle County		Vermont	
	Number	Percentage	Number	Percentage	Number	Percentage
Population 25 years and over	1,314	100.0%	4,796	100.0%	104,223	100.0%
Less than 9th grade	162	12.3%	307	6.4%	20,769	5.1%
9th to 12th grade, no diploma	201	15.3%	449	9.4%	34,127	8.4%
High school graduate (includes equivalency)	505	38.4%	1,622	33.8%	130,804	32.4%
Some college, no degree	206	15.7%	841	17.5%	68,440	16.9%
Associate degree	81	6.2%	379	7.9%	31,058	7.7%
Bachelor's degree	97	7.4%	729	15.2%	74,124	18.3%
Graduate or professional degree	62	4.7%	469	9.8%	44,901	11.1%



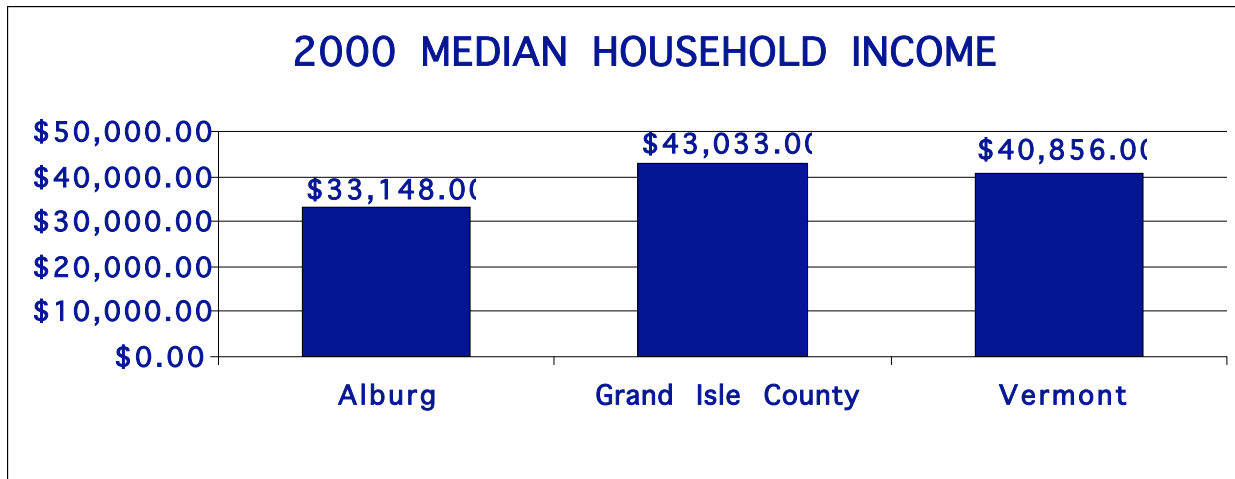
\*Percent high school graduate or higher 72.4%

Percent bachelor's degree or higher 12.1%

2000 EMPLOYMENT STATUS	
Population 16 years and over	1,511
In Labor force	929
Civilian labor force	927
Employed	883
Unemployed	44
Percent of civilian labor force	4.7%
Armed Forces	2
Not in labor force	582

2000 OCCUPATION	
Management, professional, and related occupations	218
Service occupations	136
Sales and office occupations	216
Farming, fishing, and forestry occupations	15
Construction, extraction, and maintenance occupations	127
Production, transportation, and material moving occupations	171

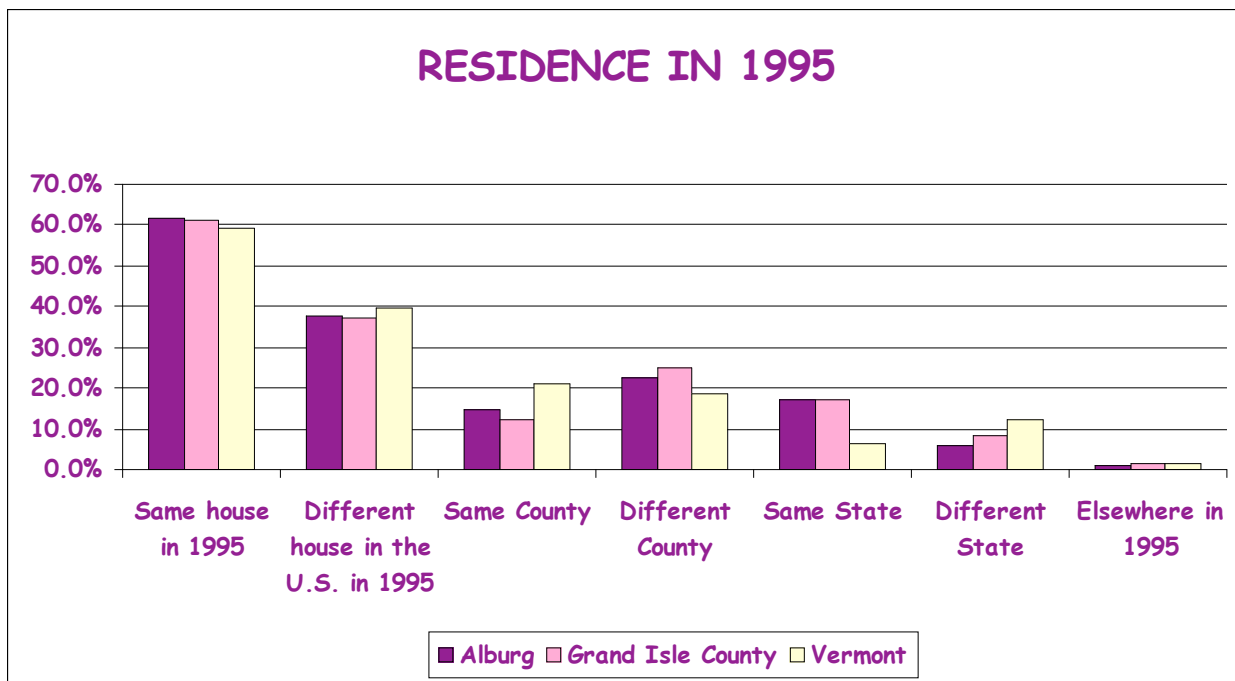
2000 INDUSTRY	
	# of employees
Agriculture, forestry, fishing, hunting and mining	51
Construction	102
Manufacturing	145
Wholesale trade	23
Retail trade	104
Transportation, warehousing and utilities	63
Information	22
Finance, insurance, real estate, rental and leasing	33
Professional, scientific, management, administrative and waste management services	41
Educational, health and social services	153
Arts, entertainment, recreation, accommodation and food services	55
Other services (except public administration)	45
Public administration	46



#### IV. RESIDENCE & HOUSING

NATIVITY & PLACE OF BIRTH				
	Alburgh		Grand Isle County	
Total Population	1,952	100.0%	6,901	100.0%
Native	1,874	96.0%	6,610	95.8%
Born in United States	1,858	95.2%	6,541	94.8%
State of Residence	1,402	71.8%	4,383	63.5%
Different State	456	23.4%	2,158	31.3%
Born outside United States	16	0.8%	69	1.0%
Foreign Born	78	4.0%	291	4.2%
Entered 1990 to March 2000	12	0.6%	55	0.8%
Naturalized Citizen	39	2.0%	152	2.2%
Not a citizen	39	2.0%	139	2.0%

RESIDENCE IN 1995			
	Alburgh	Grand Isle County	Vermont
Population 5 years and over	1,820	6,515	574,842
Same house in 1995	1,123	3,983	339,599
Different house in the U.S. in 1995	683	2,439	227,850
Same County	269	802	121,993
Different County	414	1,637	105,857
Same State	310	1,102	36,109
Different State	104	535	69,748
Elsewhere in 1995	14	93	7,393



UNITS IN STRUCTURES		
	1990	2000
1-unit, detached	456	958
1-unit, attached	2	31
2 units	6	22
3 or 4 units	6	20
5 to 9 units	0	21
10 to 19 units	0	10
20 or more units	0	4
Mobile home	81	185

### YEAR STRUCTURE BUILT

1999 to March 2000	26
1995 to 1998	76
1990 to 1994	144
1980 to 1989	188
1970 to 1979	217
1960 to 1969	200
1940 to 1959	127
1939 or earlier	281

### MEDIAN RENT

Alburgh	\$600
Grand Isle County	\$619
Vermont	\$553

### SELECTED CHARACTERISTICS

Lacking complete plumbing facilities	2
Lacking complete kitchen facilities	0
No telephone service	24

### VEHICLES AVAILABLE

None	45
1	276
2	325
3 or more	145

### HOUSE HEATING FUEL

Utility gas	9
Bottled, tank or LP gas	134
Electricity	34
Fuel oil, kerosene, etc	564
Coal or coke	0
Wood	48
Solar energy	0
Other fuel	2
No fuel used	0

### SELECTED MONTHLY OWNER COSTS AS A PERCENTAGE OF HOUSEHOLD INCOME IN 1999

	Alburgh		Grand Isle County		Vermont	
	# of people	% of people	# of people	% of people	# of people	% of people
0.0% to 29.9%	248	71.6%	903	71.3%	81,058	76.6%
30.0% and above	99	28.5%	361	28.5%	24,493	23.1%