

**U.S. CENSUS  
BUREAU  
INFORMATION**

**Bakersfield Town**

# U.S. CENSUS BUREAU INFORMATION

Geographic area: Bakersfield Town, Franklin County, Vermont

## I. POPULATION

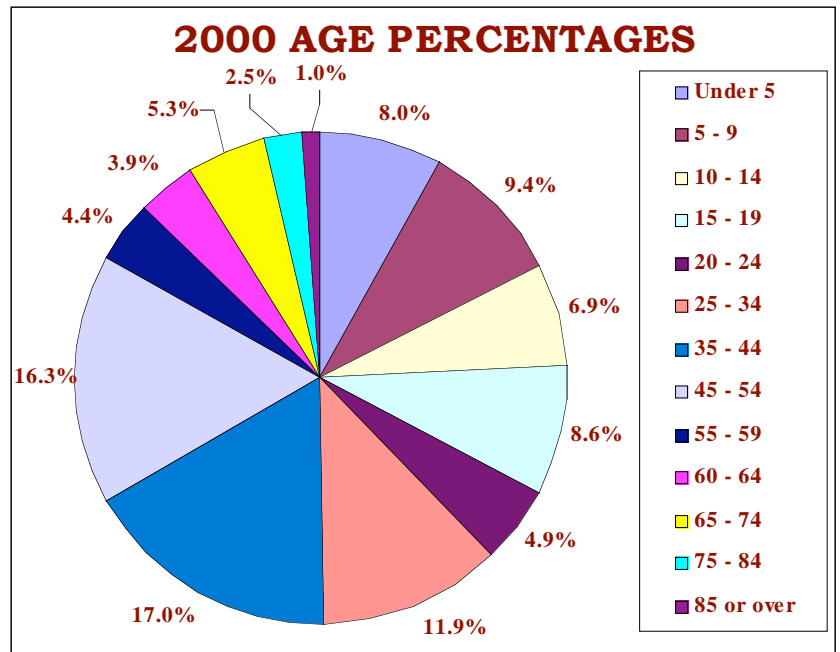
### POPULATION, 1790 - 2000

Year	1790	1800	1810	1820	1830	1840	1850	1860	1870	1880	1890	1900	1910	1920	1930	1940	1950	1960	1970	1980	1990	2000
Population	13	222	812	845	1,087	1,258	1,523	1,451	1,403	1,248	1,162	1,158	1,079	980	889	827	779	664	635	852	977	1,215

### 2000 SEX AND AGE POPULATION

SEX	NUMBER
Male	605
Female	610

AGE	NUMBER
Under 5	97
5 - 9	114
10 - 14	84
15 - 19	105
20 - 24	60
25 - 34	144
35 - 44	207
45 - 54	198
55 - 59	53
60 - 64	47
65 - 74	64
75 - 84	30
85 or over	12



## II. HOUSEHOLD & FAMILY

TOWN NAME	1960	1970	Housing Units 1980	1990	2000
Bakersfield	226	228	348	415	504
Franklin County	9,963	11,414	14,460	17,250	19,191
Vermont	136,307	165,063	223,198	271,214	294,382

### HOUSING OCCUPANCY

	Number in 1990	Number in 2000
Total Housing Units	415	504
Occupied Housing Units	345	439
Vacant Housing Units	70	65
Seasonal, Recreational or Occasional Use	53	53

### HOUSING TENURE

	Number in 1990	Number in 2000
Occupied housing units	345	439
Owner-occupied housing units	290	377
Renter-occupied housing units	55	62

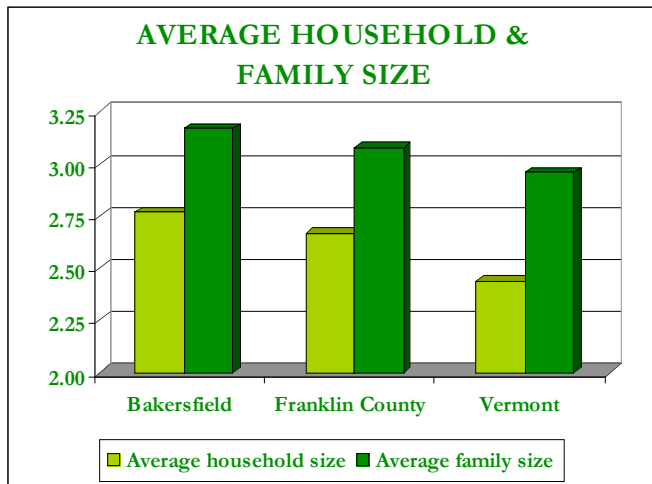
### HOUSING RELATIONSHIP

RELATIONSHIP	1990 NUMBER
<b>In family households:</b>	
Householder	262
Spouse	221
<b>Child:</b>	
Natural-born or adopted	339
Stepchild	8
Grandchild	6
Other relatives	14
Non-relatives	19
<b>In group quarters:</b>	
Institutionalized persons	0
Other persons in group quarters	0

RELATIONSHIP	2000 NUMBER
<b>In households:</b>	
Householder	439
Spouse	267
Child	419
Own child under 18 years	354
Other relatives	20
Under 18 years	10
Non-relatives	70
Unmarried partner	41
<b>In group quarters:</b>	
Institutionalized population	0
Non-institutionalized population	0

### AVERAGE HOUSEHOLD & FAMILY SIZE

	Average household size	Average family size
Bakersfield	2.77	3.17
Franklin County	2.67	3.08
Vermont	2.44	2.96

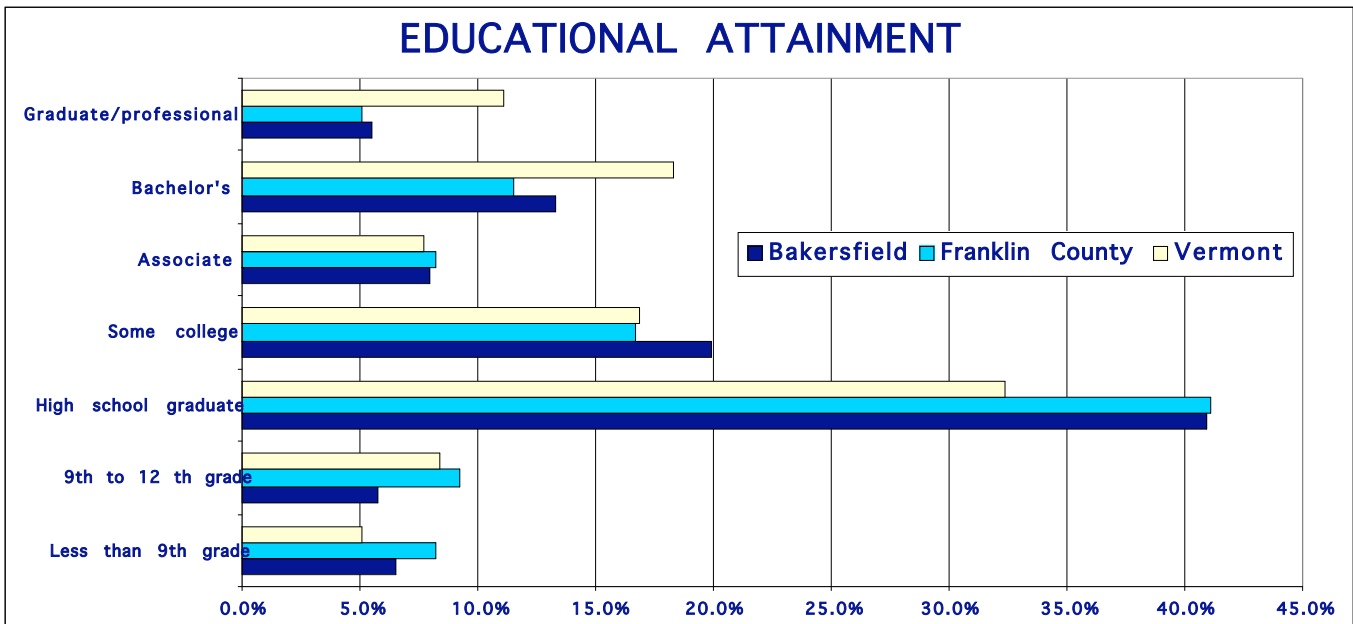


### 2000 HOUSEHOLD BY TYPE

	NUMBER
Total households	439
<b>Family households (families)</b>	
With own children under 18 years	179
Married-couple family	267
With own children under 18 years	136
Female householder, no husband present	41
With own children under 18 years	27
<b>Non-family households</b>	
Householder living alone	113
Householder 65 years and over	81
Households with individuals under 18 years	31
Households with individuals 65 years and over	189
Households with individuals 65 years and over	79

### III. EDUCATION & EMPLOYMENT

2000 EDUCATIONAL ATTAINMENT						
	Bakersfield		Franklin County		Vermont	
	Number	Percentage	Number	Percentage	Number	Percentage
Population 25 years and over	758	100.0%	29,485	100.0%	104,223	100.0%
Less than 9th grade	49	6.5%	2,420	8.2%	20,769	5.1%
9th to 12th grade, no diploma	44	5.8%	2,720	9.2%	34,127	8.4%
High school graduate (includes equivalency)	310	40.9%	12,123	41.1%	130,804	32.4%
Some college, no degree	151	19.9%	4,929	16.7%	68,440	16.9%
Associate degree	61	8.0%	2,402	8.2%	31,058	7.7%
Bachelor's degree	101	13.3%	3,392	11.5%	74,124	18.3%
Graduate or professional degree	42	5.5%	1,497	5.1%	44,901	11.1%



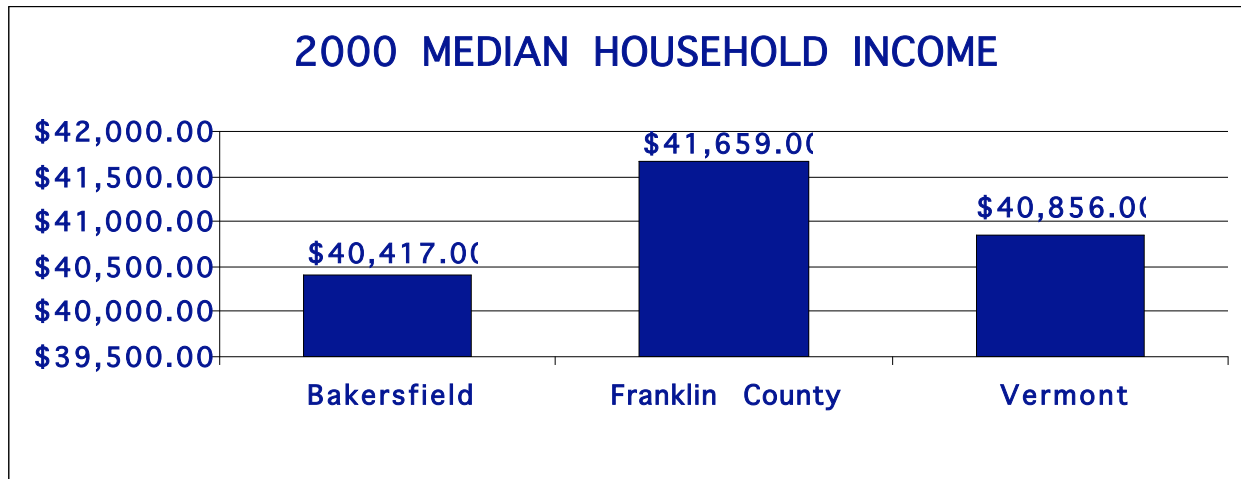
\*Percent high school graduate or higher 87.7%

Percent bachelor's degree or higher 18.9%

2000 EMPLOYMENT STATUS	
Population 16 years and over	891
In Labor force	616
Civilian labor force	616
Employed	603
Unemployed	13
Percent of civilian labor force	2.1%
Armed Forces	0
Not in labor force	275

2000 OCCUPATION	
Management, professional, and related occupations	236
Service occupations	76
Sales and office occupations	119
Farming, fishing, and forestry occupations	18
Construction, extraction, and maintenance occupations	70
Production, transportation, and material moving occupations	84

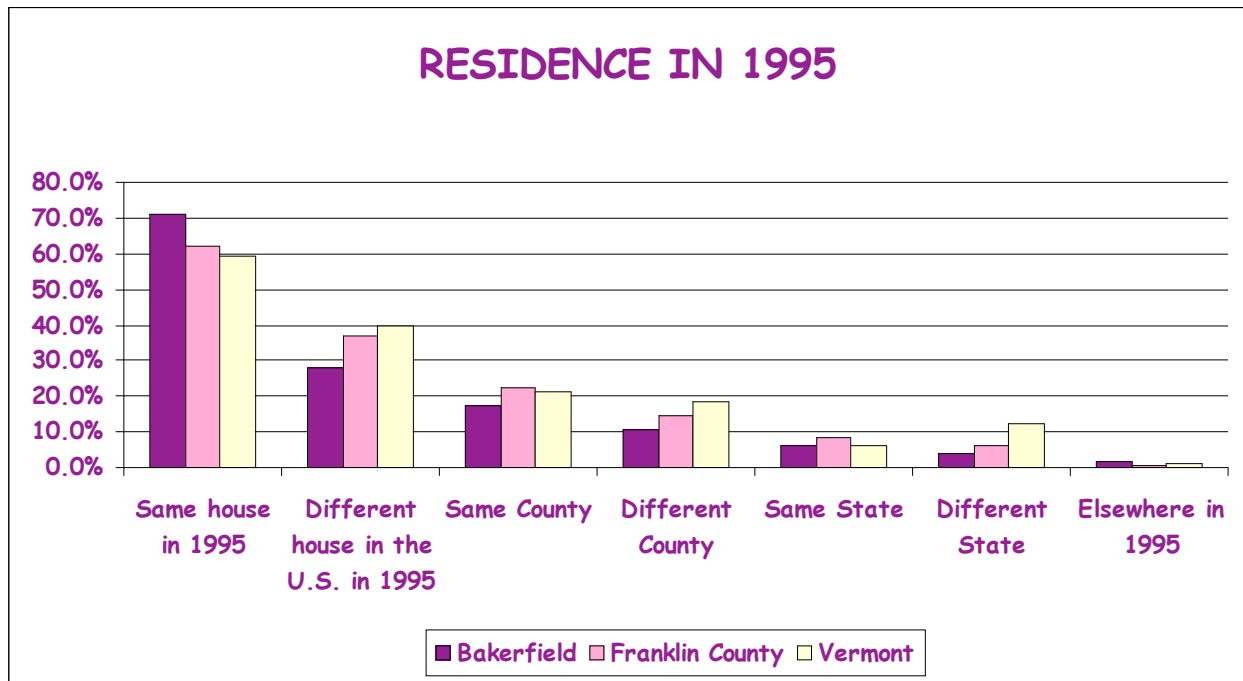
2000 INDUSTRY	
	# of employees
Agriculture, forestry, fishing, hunting and mining	54
Construction	51
Manufacturing	109
Wholesale trade	15
Retail trade	48
Transportation, warehousing and utilities	15
Information	20
Finance, insurance, real estate, rental and leasing	13
Professional, scientific, management, administrative and waste management services	30
Educational, health and social services	145
Arts, entertainment, recreation, accommodation and food services	43
Other services (except public administration)	28
Public administration	32



#### IV. RESIDENCE & HOUSING

NATIVITY & PLACE OF BIRTH				
	Bakersfield		Franklin County	
Total Population	1,215	100.0%	45,417	100.0%
Native	1,185	97.5%	43,730	96.3%
Born in United States	1,174	96.6%	43,345	95.4%
State of Residence	866	71.3%	33,392	73.5%
Different State	308	25.3%	9,953	21.9%
Born outside United States	11	0.9%	385	0.8%
Foreign Born	30	2.5%	1,687	3.7%
Entered 1990 to March 2000	5	0.4%	355	0.8%
Naturalized Citizen	13	1.1%	1,028	2.3%
Not a citizen	17	1.4%	659	1.5%

RESIDENCE IN 1995			
	Bakersfield	Franklin County	Vermont
Population 5 years and over	1,108	42,208	574,842
Same house in 1995	784	26,223	339,599
Different house in the U.S. in 1995	308	15,674	227,850
Same County	193	9,515	121,993
Different County	115	6,159	105,857
Same State	71	3,605	36,109
Different State	44	2,554	69,748
Elsewhere in 1995	16	311	7,393



UNITS IN STRUCTURES		
	1990	2000
1-unit, detached	316	423
1-unit, attached	0	2
2 units	22	19
3 or 4 units	17	13
5 to 9 units	0	3
10 to 19 units	0	0
20 or more units	0	0
Mobile home	31	42

### YEAR STRUCTURE BUILT

1999 to March 2000	4
1995 to 1998	30
1990 to 1994	85
1980 to 1989	87
1970 to 1979	98
1960 to 1969	14
1940 to 1959	7
1939 or earlier	179

### MEDIAN RENT

Bakersfield	\$592
Franklin County	\$539
Vermont	\$553

### SELECTED CHARACTERISTICS

Lacking complete plumbing facilities	2
Lacking complete kitchen facilities	2
No telephone service	9

### VEHICLES AVAILABLE

None	23
1	104
2	201
3 or more	111

### HOUSE HEATING FUEL

Utility gas	3
Bottled, tank or LP gas	63
Electricity	0
Fuel oil, kerosene, etc	245
Coal or coke	3
Wood	125
Solar energy	0
Other fuel	0
No fuel used	0

### SELECTED MONTHLY OWNER COSTS AS A PERCENTAGE OF HOUSEHOLD INCOME IN 1999

	Bakersfield		Franklin County		Vermont	
	# of people	% of people	# of people	% of people	# of people	% of people
0.0% to 29.9%	115	73.2%	6,081	77.4%	81,058	76.6%
30.0% and above	42	26.7%	1,744	22.2%	24,493	23.1%