

**U.S. CENSUS
BUREAU
INFORMATION**

Fairfield Town

U.S. CENSUS BUREAU INFORMATION

Geographic area: Fairfield Town, Franklin County, Vermont

I. POPULATION

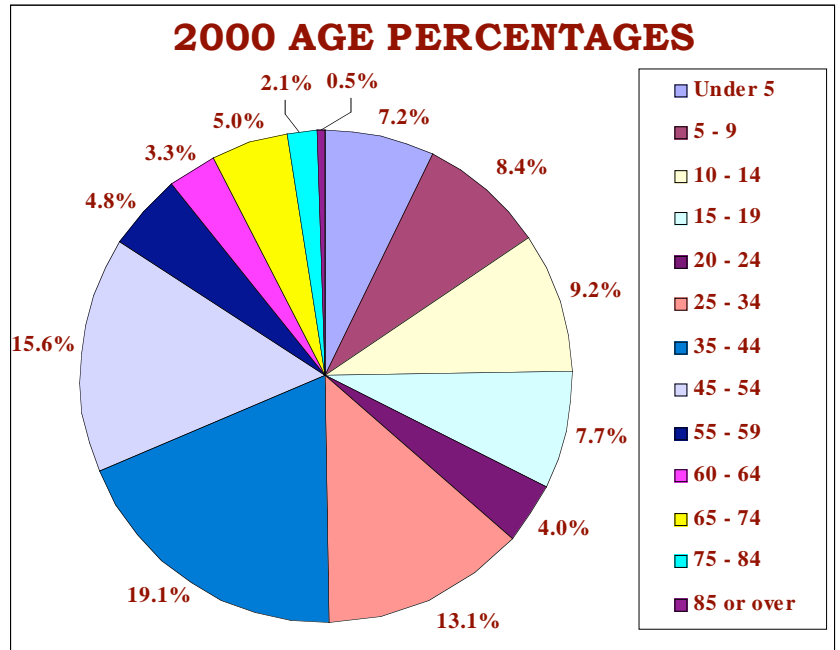
POPULATION, 1790 - 2000

Year	1790	1800	1810	1820	1830	1840	1850	1860	1870	1880	1890	1900	1910	1920	1930	1940	1950	1960	1970	1980	1990	2000
Population	126	901	1,618	1,573	2,270	2,448	2,591	2,497	2,391	2,172	1,825	1,830	1,778	1,532	1,541	1,444	1,428	1,225	1,285	1,493	1,680	1,800

2000 SEX AND AGE POPULATION

SEX	NUMBER
Male	890
Female	910

AGE	NUMBER
Under 5	130
5 - 9	152
10 - 14	166
15 - 19	139
20 - 24	72
25 - 34	236
35 - 44	343
45 - 54	280
55 - 59	86
60 - 64	59
65 - 74	90
75 - 84	38
85 or over	9



II. HOUSEHOLD & FAMILY

TOWN NAME	1960	1970	Housing Units 1980	1990	2000
Fairfield	328	444	564	682	768
Franklin County	9,963	11,414	14,460	17,250	19,191
Vermont	136,307	165,063	223,198	271,214	294,382

HOUSING OCCUPANCY

	Number in 1990	Number in 2000
Total Housing Units	682	768
Occupied Housing Units	527	620
Vacant Housing Units	155	148
Seasonal, Recreational or Occasional Use	131	130

HOUSING TENURE

	Number in 1990	Number in 2000
Occupied housing units	527	620
Owner-occupied housing units	418	514
Renter-occupied housing units	109	106

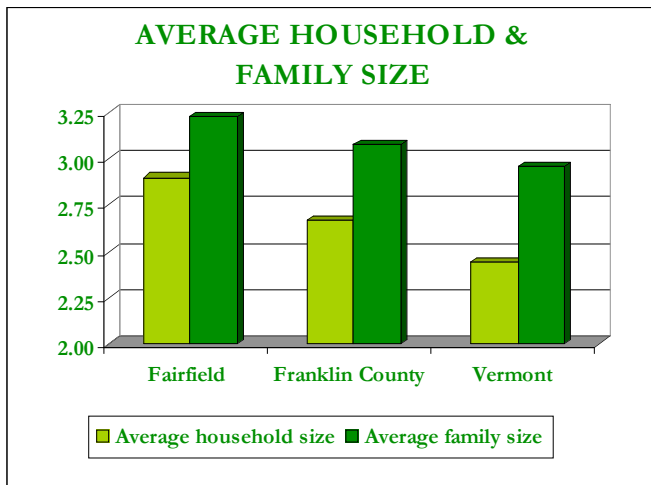
HOUSING RELATIONSHIP

RELATIONSHIP	1990 NUMBER
In family households:	
Householder	420
Spouse	364
Child:	
Natural-born or adopted	642
Stepchild	28
Grandchild	20
Other relatives	18
Non-relatives	36
In group quarters:	
Institutionalized persons	0
Other persons in group quarters	0

RELATIONSHIP	2000 NUMBER
In households:	
Householder	620
Spouse	403
Child	622
Own child under 18 years	495
Other relatives	59
Under 18 years	25
Non-relatives	96
Unmarried partner	41
In group quarters:	
Institutionalized population	0
Non-institutionalized population	0

AVERAGE HOUSEHOLD & FAMILY SIZE

	Average household size	Average family size
Fairfield	2.90	3.23
Franklin County	2.67	3.08
Vermont	2.44	2.96



2000 HOUSEHOLD BY TYPE

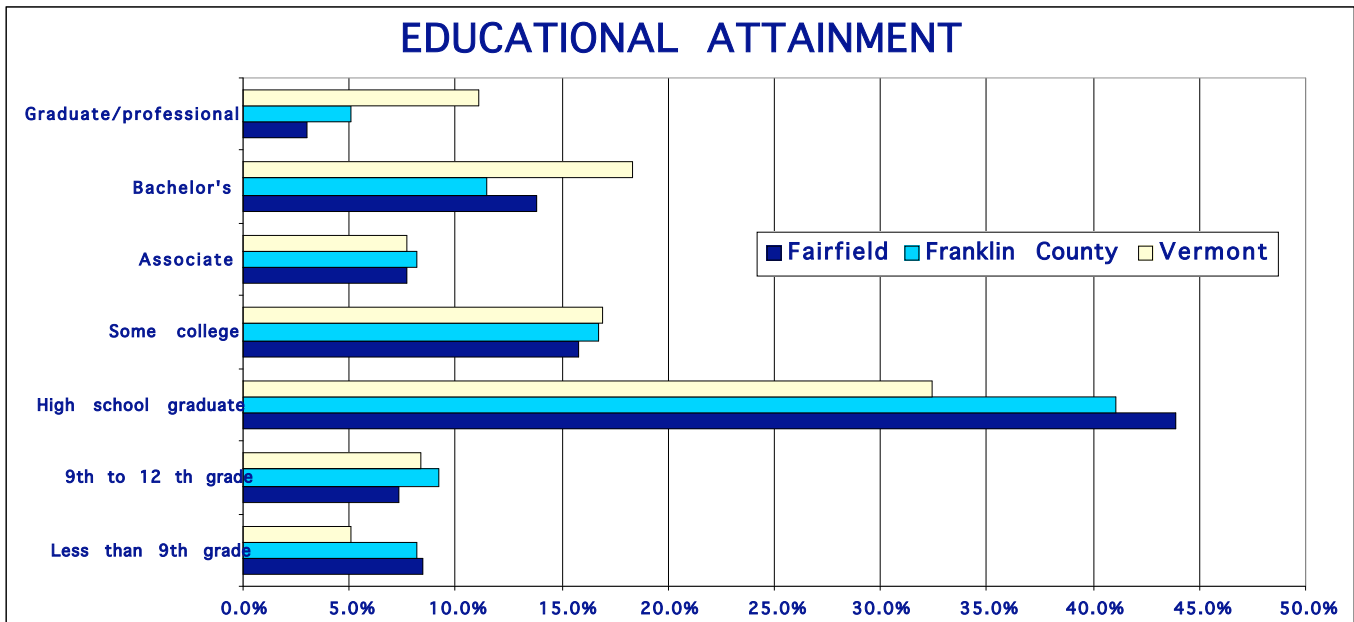
	NUMBER
Total households	620
Family households (families)	486
With own children under 18 years	248
Married-couple family	403
With own children under 18 years	197
Female householder, no husband present	53
With own children under 18 years	33
Non-family households	134
Householder living alone	99
Householder 65 years and over	26
Households with individuals under 18 years	275
Households with individuals 65 years and over	94

III. EDUCATION & EMPLOYMENT

2000 EDUCATIONAL ATTAINMENT						
	Fairfield		Franklin County		Vermont	
	Number	Percentage	Number	Percentage	Number	Percentage
Population 25 years and over	1,137	100.0%	29,485	100.0%	104,223	100.0%
Less than 9th grade	97	8.5%	2,420	8.2%	20,769	5.1%
9th to 12th grade, no diploma	83	7.3%	2,720	9.2%	34,127	8.4%
High school graduate (includes equivalency)	499	43.9%	12,123	41.1%	130,804	32.4%
Some college, no degree	180	15.8%	4,929	16.7%	68,440	16.9%
Associate degree	87	7.7%	2,402	8.2%	31,058	7.7%
Bachelor's degree	157	13.8%	3,392	11.5%	74,124	18.3%
Graduate or professional degree	34	3.0%	1,497	5.1%	44,901	11.1%

*Percent high school graduate or higher 84.2%

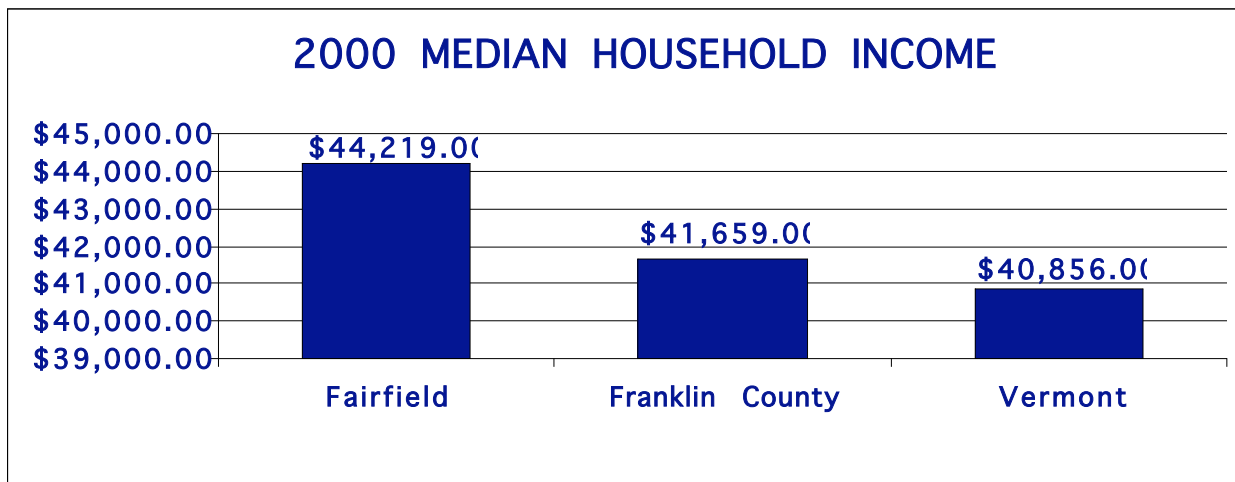
Percent bachelor's degree or higher 16.8%



2000 EMPLOYMENT STATUS	
Population 16 years and over	1,303
In Labor force	969
Civilian labor force	967
Employed	930
Unemployed	37
Percent of civilian labor force	3.8%
Armed Forces	2
Not in labor force	334

2000 OCCUPATION	
Management, professional, and related occupations	348
Service occupations	87
Sales and office occupations	204
Farming, fishing, and forestry occupations	47
Construction, extraction, and maintenance occupations	78
Production, transportation, and material moving occupations	166

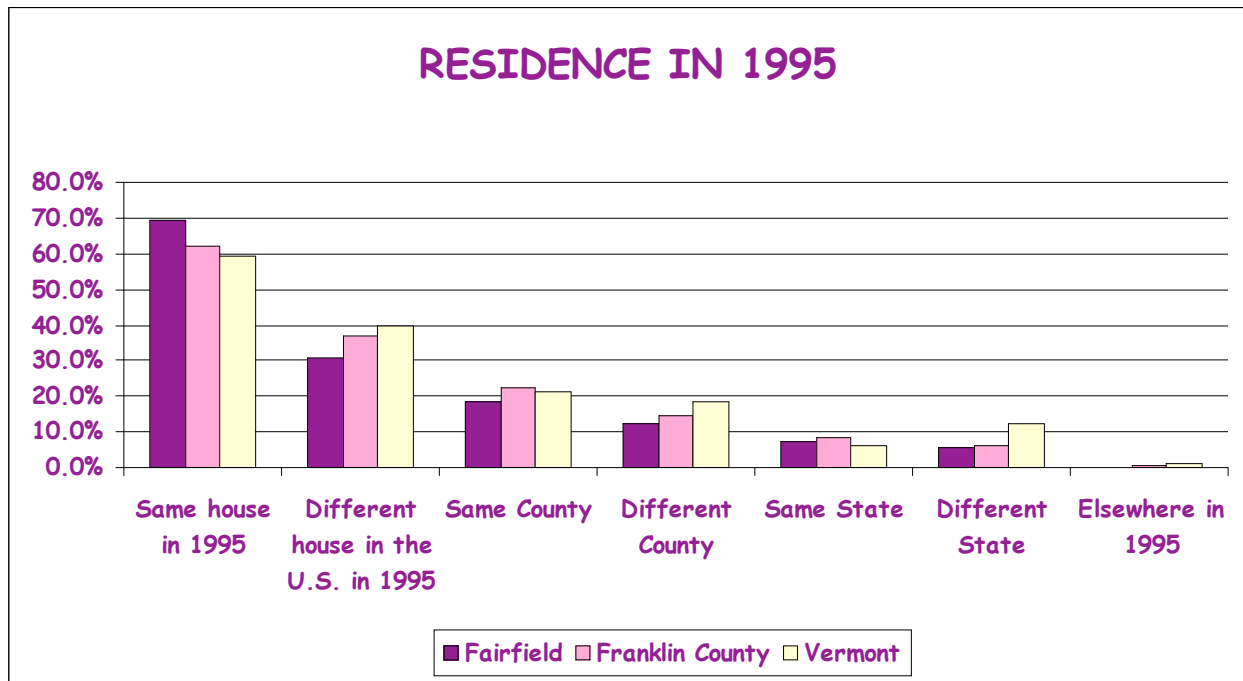
2000 INDUSTRY	
	# of employees
Agriculture, forestry, fishing, hunting and mining	125
Construction	48
Manufacturing	187
Wholesale trade	22
Retail trade	115
Transportation, warehousing and utilities	43
Information	28
Finance, insurance, real estate, rental and leasing	31
Professional, scientific, management, administrative and waste management services	54
Educational, health and social services	173
Arts, entertainment, recreation, accommodation and food services	28
Other services (except public administration)	37
Public administration	39



IV. RESIDENCE & HOUSING

NATIVITY & PLACE OF BIRTH				
	Fairfield		Franklin County	
Total Population	1,800	100.0%	45,417	100.0%
Native	1,749	97.2%	43,730	96.3%
Born in United States	1,736	96.4%	43,345	95.4%
State of Residence	1,412	78.4%	33,392	73.5%
Different State	324	18.0%	9,953	21.9%
Born outside United States	13	0.7%	385	0.8%
Foreign Born	51	2.8%	1,687	3.7%
Entered 1990 to March 2000	12	0.7%	355	0.8%
Naturalized Citizen	23	1.3%	1,028	2.3%
Not a citizen	28	1.6%	659	1.5%

RESIDENCE IN 1995			
	Fairfield	Franklin County	Vermont
Population 5 years and over	1,669	42,208	574,842
Same house in 1995	1,156	26,223	339,599
Different house in the U.S. in 1995	512	15,674	227,850
Same County	304	9,515	121,993
Different County	208	6,159	105,857
Same State	118	3,605	36,109
Different State	90	2,554	69,748
Elsewhere in 1995	1	311	7,393



UNITS IN STRUCTURES		
	1990	2000
1-unit, detached	570	647
1-unit, attached	3	9
2 units	5	13
3 or 4 units	3	7
5 to 9 units	13	13
10 to 19 units	0	0
20 or more units	0	2
Mobile home	72	77

YEAR STRUCTURE BUILT

1999 to March 2000	6
1995 to 1998	52
1990 to 1994	85
1980 to 1989	148
1970 to 1979	112
1960 to 1969	68
1940 to 1959	49
1939 or earlier	248

MEDIAN RENT

Fairfield	\$577
Franklin County	\$539
Vermont	\$553

SELECTED CHARACTERISTICS

Lacking complete plumbing facilities	3
Lacking complete kitchen facilities	5
No telephone service	10

VEHICLES AVAILABLE

None	23
1	152
2	301
3 or more	144

HOUSE HEATING FUEL

Utility gas	3
Bottled, tank or LP gas	81
Electricity	11
Fuel oil, kerosene, etc	385
Coal or coke	2
Wood	130
Solar energy	0
Other fuel	8
No fuel used	0

SELECTED MONTHLY OWNER COSTS AS A PERCENTAGE OF HOUSEHOLD INCOME IN 1999

	Fairfield		Franklin County		Vermont	
	# of people	% of people	# of people	% of people	# of people	% of people
0.0% to 29.9%	197	76.9%	6,081	77.4%	81,058	76.6%
30.0% and above	59	23.0%	1,744	22.2%	24,493	23.1%