

**U.S. CENSUS
BUREAU
INFORMATION**

Franklin Town

U.S. CENSUS BUREAU INFORMATION

Geographic area: Franklin Town, Franklin County, Vermont

I. POPULATION

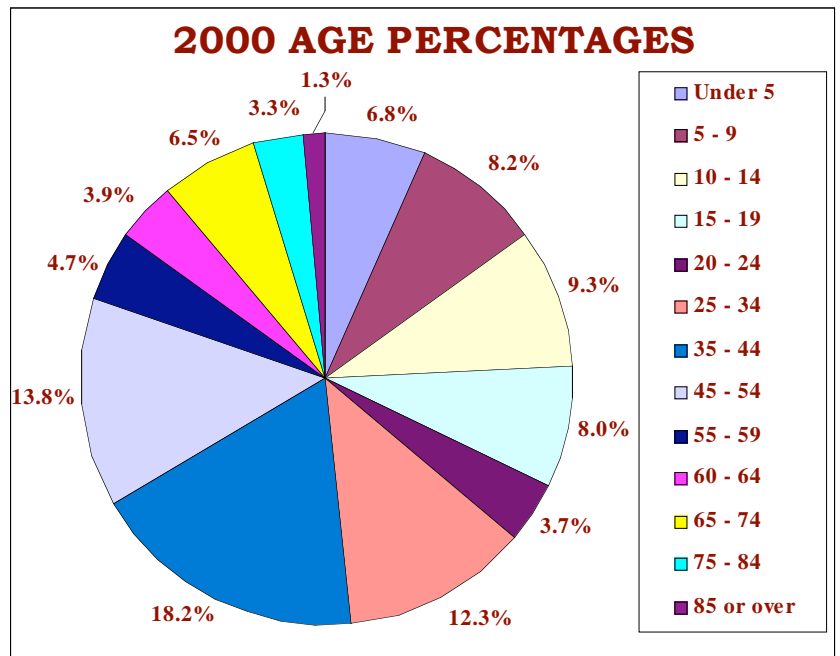
POPULATION, 1790 - 2000

Year	1790	1800	1810	1820	1830	1840	1850	1860	1870	1880	1890	1900	1910	1920	1930	1940	1950	1960	1970	1980	1990	2000
Population	46	280	714	631	1,129	1,410	1,646	1,781	1,612	1,439	1,300	1,145	1,108	994	1,001	1,021	878	796	821	1,006	1,068	1,268

2000 SEX AND AGE POPULATION

SEX	NUMBER
Male	640
Female	628

AGE	NUMBER
Under 5	86
5 - 9	104
10 - 14	118
15 - 19	101
20 - 24	47
25 - 34	156
35 - 44	231
45 - 54	175
55 - 59	60
60 - 64	49
65 - 74	82
75 - 84	42
85 or over	17



II. HOUSEHOLD & FAMILY

TOWN NAME	Housing Units				
	1960	1970	1980	1990	2000
Franklin	484	497	627	677	736
Franklin County	9,963	11,414	14,460	17,250	19,191
Vermont	136,307	165,063	223,198	271,214	294,382

HOUSING OCCUPANCY

	Number in 1990	Number in 2000
Total Housing Units	677	736
Occupied Housing Units	362	429
Vacant Housing Units	315	307
Seasonal, Recreational or Occasional Use	296	291

HOUSING TENURE

	Number in 1990	Number in 2000
Occupied housing units	362	429
Owner-occupied housing units	299	374
Renter-occupied housing units	63	55

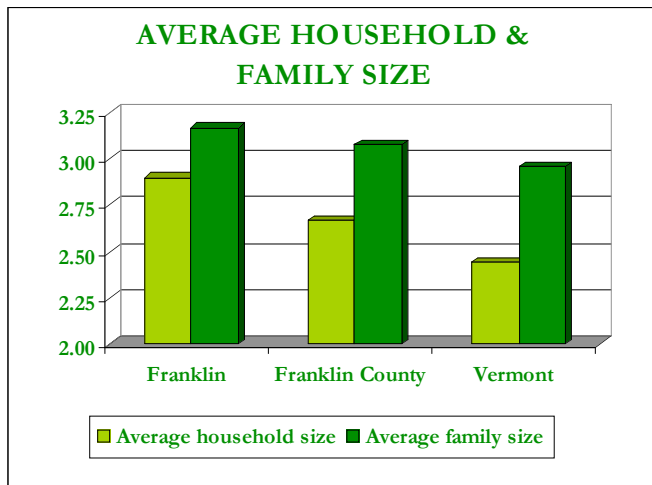
HOUSING RELATIONSHIP

RELATIONSHIP	1990 NUMBER
In family households:	
Householder	296
Spouse	255
Child:	
Natural-born or adopted	378
Stepchild	20
Grandchild	4
Other relatives	23
Non-relatives	12
In group quarters:	
Institutionalized persons	0
Other persons in group quarters	0

RELATIONSHIP	2000 NUMBER
In households:	
Householder	429
Spouse	285
Child	428
Own child under 18 years	345
Other relatives	31
Under 18 years	12
Non-relatives	73
Unmarried partner	33
In group quarters:	
Institutionalized population	0
Non-institutionalized population	22

AVERAGE HOUSEHOLD & FAMILY SIZE

	Average household size	Average family size
Franklin	2.90	3.17
Franklin County	2.67	3.08
Vermont	2.44	2.96



2000 HOUSEHOLD BY TYPE

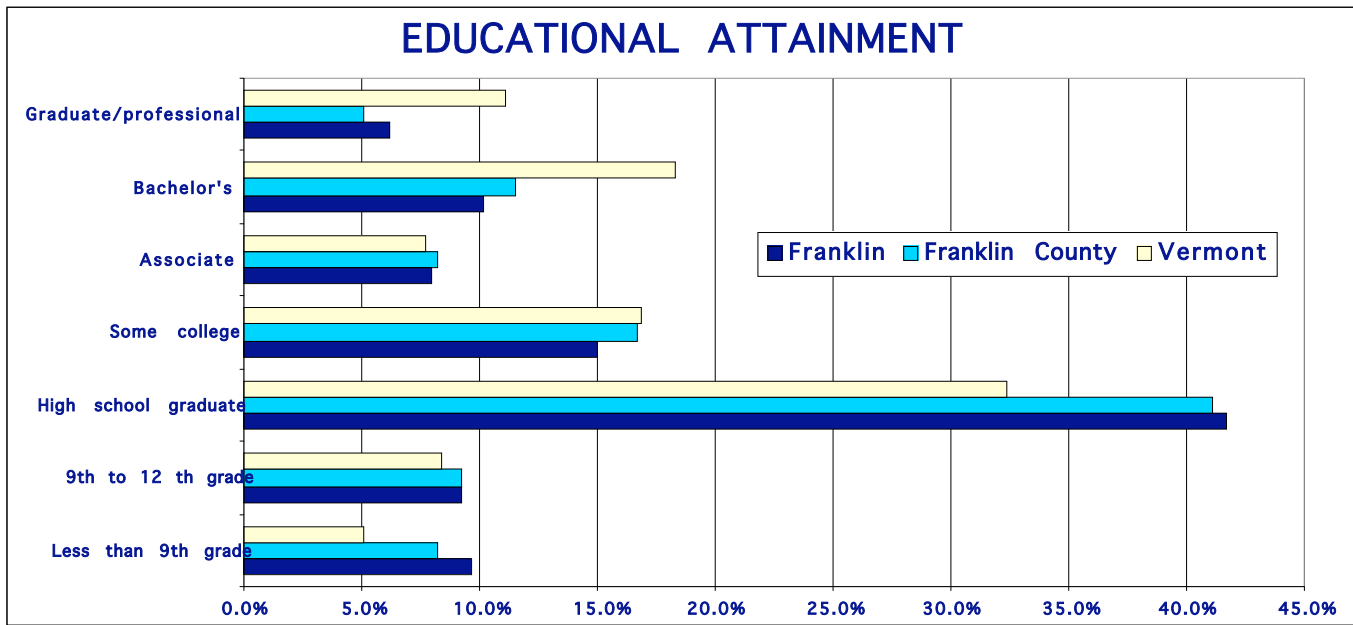
	NUMBER
Total households	429
Family households (families)	343
With own children under 18 years	180
Married-couple family	285
With own children under 18 years	141
Female householder, no husband present	35
With own children under 18 years	23
Non-family households	86
Householder living alone	65
Householder 65 years and over	20
Households with individuals under 18 years	194
Households with individuals 65 years and over	82

III. EDUCATION & EMPLOYMENT

2000 EDUCATIONAL ATTAINMENT						
	Franklin		Franklin County		Vermont	
	Number	Percentage	Number	Percentage	Number	Percentage
Population 25 years and over	825	100.0%	29,485	100.0%	104,223	100.0%
Less than 9th grade	80	9.7%	2,420	8.2%	20,769	5.1%
9th to 12th grade, no diploma	76	9.2%	2,720	9.2%	34,127	8.4%
High school graduate (includes equivalency)	344	41.7%	12,123	41.1%	130,804	32.4%
Some college, no degree	124	15.0%	4,929	16.7%	68,440	16.9%
Associate degree	66	8.0%	2,402	8.2%	31,058	7.7%
Bachelor's degree	84	10.2%	3,392	11.5%	74,124	18.3%
Graduate or professional degree	51	6.2%	1,497	5.1%	44,901	11.1%

*Percent high school graduate or higher 81.1%

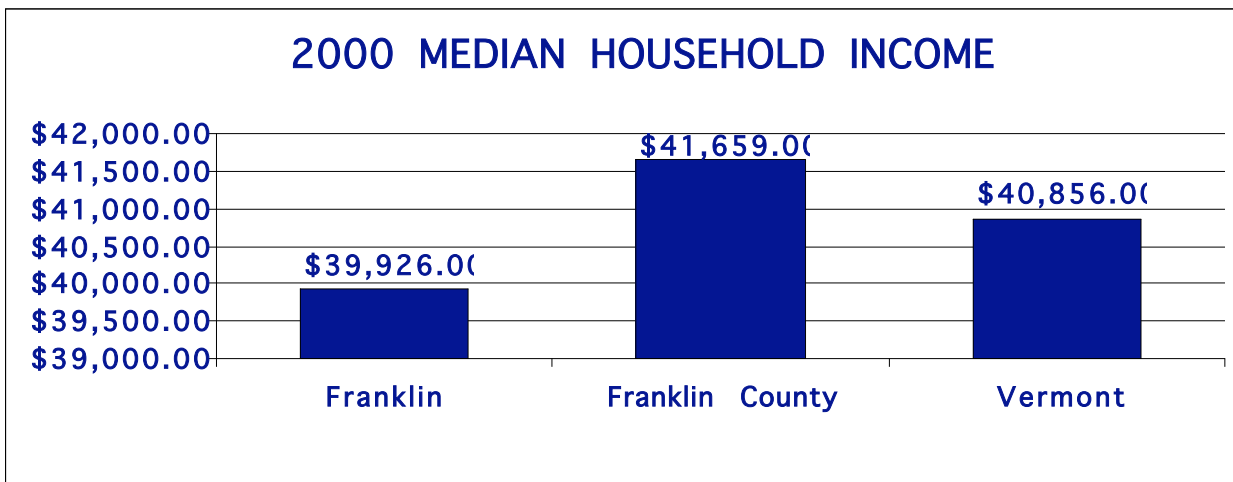
Percent bachelor's degree or higher 16.4%



2000 EMPLOYMENT STATUS	
Population 16 years and over	964
In Labor force	702
Civilian labor force	702
Employed	695
Unemployed	7
Percent of civilian labor force	1.0%
Armed Forces	0
Not in labor force	262

2000 OCCUPATION	
Management, professional, and related occupations	217
Service occupations	60
Sales and office occupations	165
Farming, fishing, and forestry occupations	42
Construction, extraction, and maintenance occupations	74
Production, transportation, and material moving occupations	137

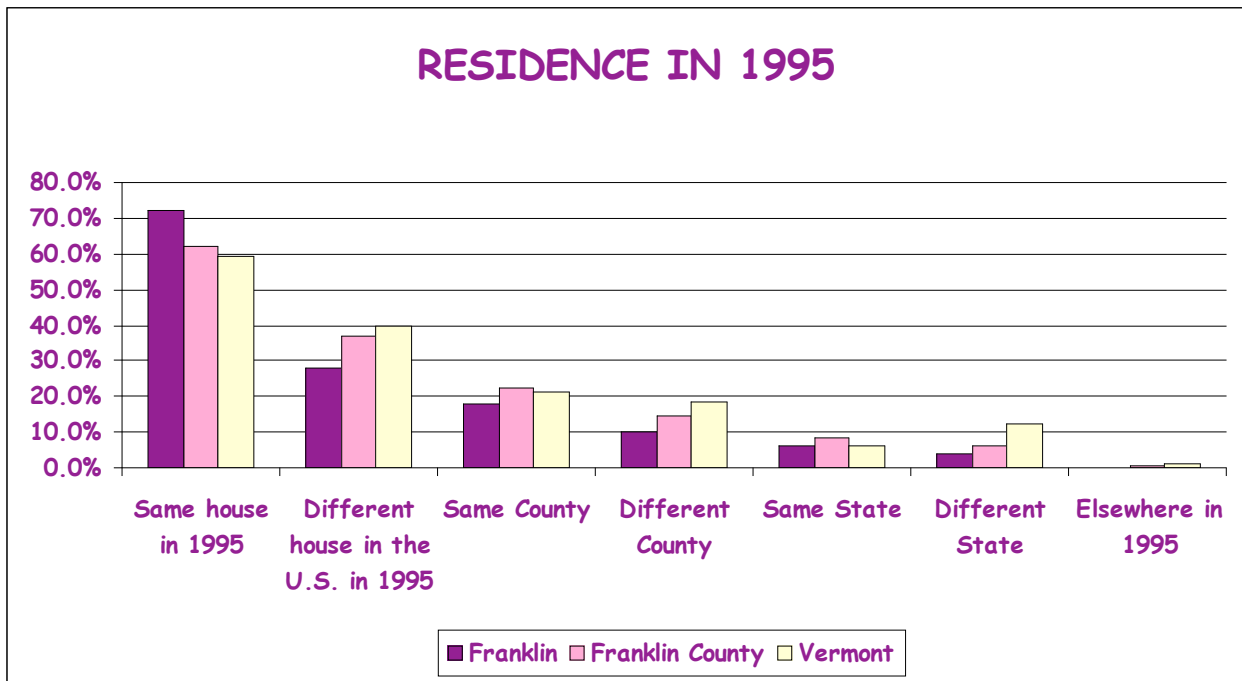
2000 INDUSTRY	
	# of employees
Agriculture, forestry, fishing, hunting and mining	98
Construction	57
Manufacturing	121
Wholesale trade	27
Retail trade	89
Transportation, warehousing and utilities	39
Information	13
Finance, insurance, real estate, rental and leasing	18
Professional, scientific, management, administrative and waste management services	23
Educational, health and social services	121
Arts, entertainment, recreation, accommodation and food services	19
Other services (except public administration)	22
Public administration	48



IV. RESIDENCE & HOUSING

NATIVITY & PLACE OF BIRTH				
	Franklin		Franklin County	
Total Population	1,292	100.0%	45,417	100.0%
Native	1,266	98.0%	43,730	96.3%
Born in United States	1,263	97.8%	43,345	95.4%
State of Residence	1,024	79.3%	33,392	73.5%
Different State	239	18.5%	9,953	21.9%
Born outside United States	3	0.2%	385	0.8%
Foreign Born	26	2.0%	1,687	3.7%
Entered 1990 to March 2000	0	0.0%	355	0.8%
Naturalized Citizen	14	1.1%	1,028	2.3%
Not a citizen	12	0.9%	659	1.5%

RESIDENCE IN 1995			
	Franklin	Franklin County	Vermont
Population 5 years and over	1,205	42,208	574,842
Same house in 1995	871	26,223	339,599
Different house in the U.S. in 1995	334	15,674	227,850
Same County	213	9,515	121,993
Different County	121	6,159	105,857
Same State	73	3,605	36,109
Different State	48	2,554	69,748
Elsewhere in 1995	0	311	7,393



UNITS IN STRUCTURES		
	1990	2000
1-unit, detached	538	600
1-unit, attached	1	10
2 units	25	13
3 or 4 units	6	2
5 to 9 units	0	2
10 to 19 units	0	0
20 or more units	0	0
Mobile home	103	103

YEAR STRUCTURE BUILT

1999 to March 2000	6
1995 to 1998	44
1990 to 1994	42
1980 to 1989	83
1970 to 1979	120
1960 to 1969	136
1940 to 1959	137
1939 or earlier	170

MEDIAN RENT

Franklin	\$569
Franklin County	\$539
Vermont	\$553

SELECTED CHARACTERISTICS

Lacking complete plumbing facilities	2
Lacking complete kitchen facilities	2
No telephone service	0

VEHICLES AVAILABLE

None	3
1	95
2	233
3 or more	100

HOUSE HEATING FUEL

Utility gas	0
Bottled, tank or LP gas	40
Electricity	0
Fuel oil, kerosene, etc	308
Coal or coke	0
Wood	83
Solar energy	0
Other fuel	0
No fuel used	0

SELECTED MONTHLY OWNER COSTS AS A PERCENTAGE OF HOUSEHOLD INCOME IN 1999

	Franklin		Franklin County		Vermont	
	# of people	% of people	# of people	% of people	# of people	% of people
0.0% to 29.9%	134	81.2%	6,081	77.4%	81,058	76.6%
30.0% and above	31	18.7%	1,744	22.2%	24,493	23.1%