

**U.S. CENSUS
BUREAU
INFORMATION**

Montgomery Town

U.S. CENSUS BUREAU INFORMATION

Geographic area: Montgomery Town, Franklin County, Vermont

I. POPULATION

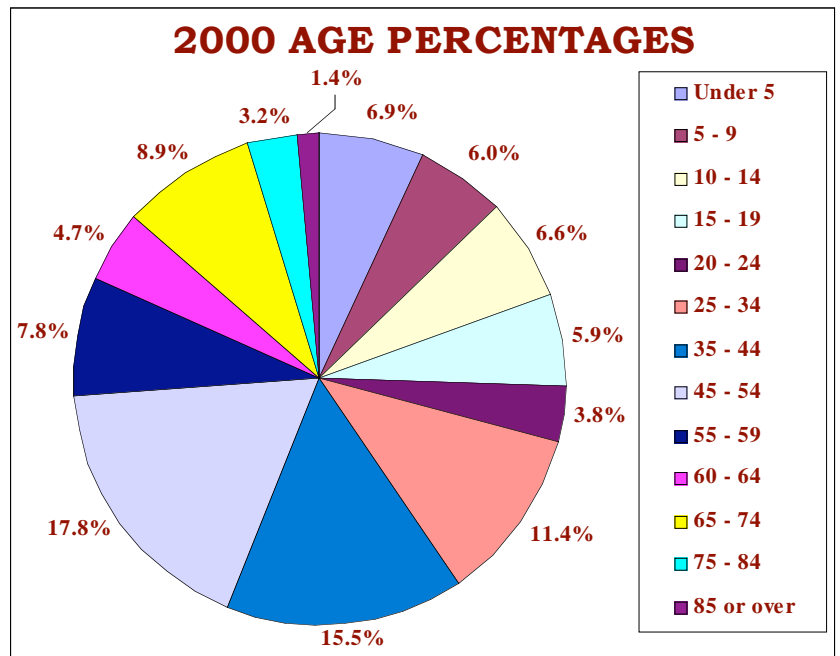
POPULATION, 1790 - 2000

Year	1790	1800	1810	1820	1830	1840	1850	1860	1870	1880	1890	1900	1910	1920	1930	1940	1950	1960	1970	1980	1990	2000
Population	0	36	237	293	460	548	1,001	1,262	1,423	1,642	1,734	1,876	1,721	1,658	1,386	1,208	1,091	876	651	681	823	992

2000 SEX AND AGE POPULATION

SEX	NUMBER
Male	500
Female	492

AGE	NUMBER
Under 5	68
5 - 9	60
10 - 14	65
15 - 19	59
20 - 24	38
25 - 34	113
35 - 44	154
45 - 54	177
55 - 59	77
60 - 64	47
65 - 74	88
75 - 84	32
85 or over	14



II. HOUSEHOLD & FAMILY

TOWN NAME	Housing Units				
	1960	1970	1980	1990	2000
Montgomery	304	328	485	556	666
Franklin County	9,963	11,414	14,460	17,250	19,191
Vermont	136,307	165,063	223,198	271,214	294,382

HOUSING OCCUPANCY

	Number in 1990	Number in 2000
Total Housing Units	556	666
Occupied Housing Units	345	412
Vacant Housing Units	211	254
Seasonal, Recreational or Occasional Use	181	225

HOUSING TENURE

	Number in 1990	Number in 2000
Occupied housing units	345	412
Owner-occupied housing units	265	342
Renter-occupied housing units	80	70

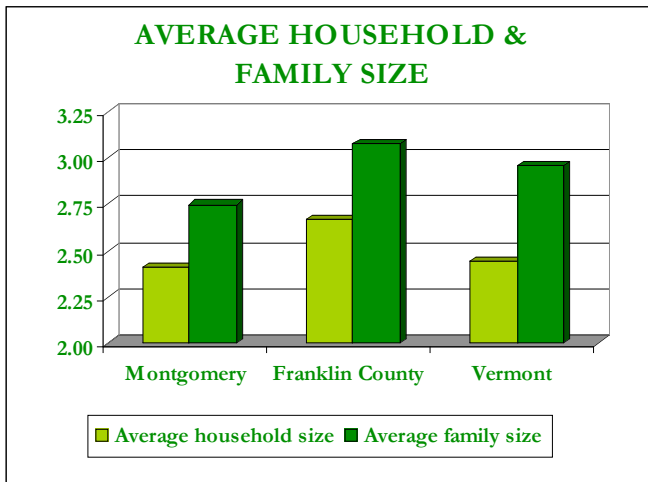
HOUSING RELATIONSHIP

RELATIONSHIP	1990 NUMBER
In family households:	
Householder	222
Spouse	184
Child:	
Natural-born or adopted	217
Stepchild	12
Grandchild	6
Other relatives	15
Non-relatives	12
In group quarters:	
Institutionalized persons	0
Other persons in group quarters	0

RELATIONSHIP	2000 NUMBER
In households:	
Householder	412
Spouse	230
Child	251
Own child under 18 years	216
Other relatives	26
Under 18 years	6
Non-relatives	73
Unmarried partner	45
In group quarters:	
Institutionalized population	0
Non-institutionalized population	0

AVERAGE HOUSEHOLD & FAMILY SIZE

	Average household size	Average family size
Montgomery	2.41	2.75
Franklin County	2.67	3.08
Vermont	2.44	2.96



2000 HOUSEHOLD BY TYPE

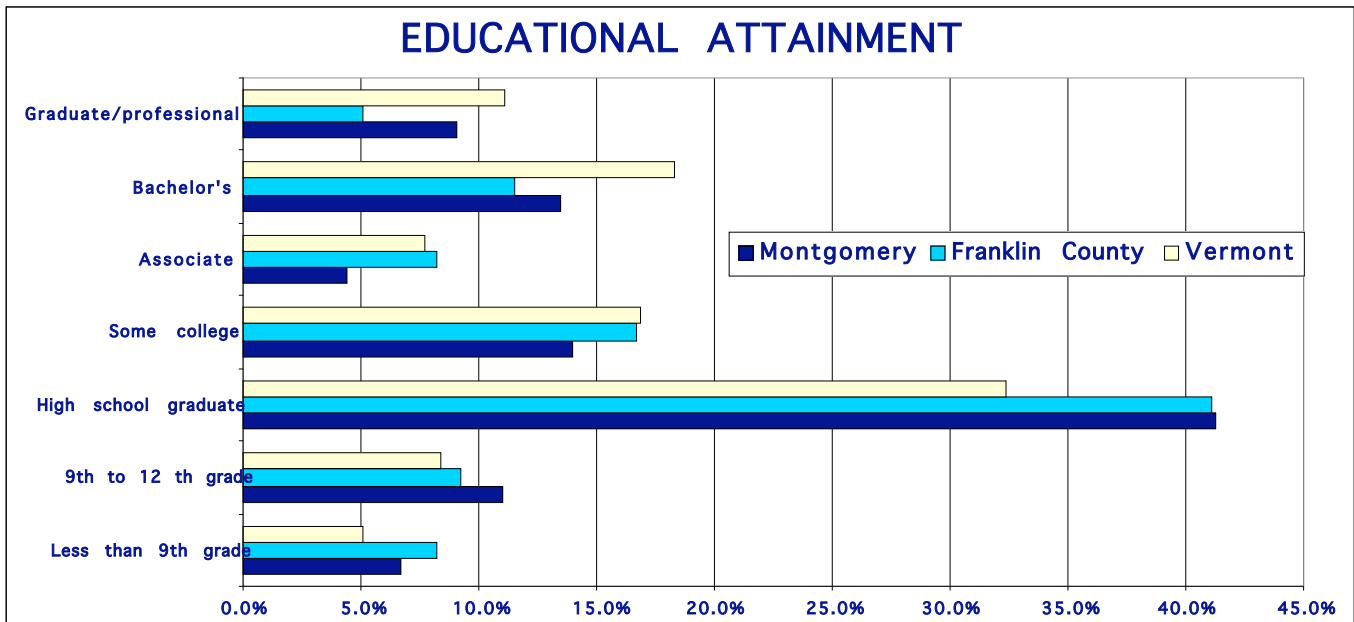
	NUMBER
Total households	412
Family households (families)	289
With own children under 18 years	117
Married-couple family	230
With own children under 18 years	77
Female householder, no husband present	31
With own children under 18 years	23
Non-family households	123
Householder living alone	94
Householder 65 years and over	30
Households with individuals under 18 years	126
Households with individuals 65 years and over	97

III. EDUCATION & EMPLOYMENT

2000 EDUCATIONAL ATTAINMENT						
	Montgomery		Franklin County		Vermont	
	Number	Percentage	Number	Percentage	Number	Percentage
Population 25 years and over	702	100.0%	29,485	100.0%	104,223	100.0%
Less than 9th grade	47	6.7%	2,420	8.2%	20,769	5.1%
9th to 12th grade, no diploma	77	11.0%	2,720	9.2%	34,127	8.4%
High school graduate (includes equivalency)	290	41.3%	12,123	41.1%	130,804	32.4%
Some college, no degree	98	14.0%	4,929	16.7%	68,440	16.9%
Associate degree	31	4.4%	2,402	8.2%	31,058	7.7%
Bachelor's degree	95	13.5%	3,392	11.5%	74,124	18.3%
Graduate or professional degree	64	9.1%	1,497	5.1%	44,901	11.1%

*Percent high school graduate or higher 82.3%

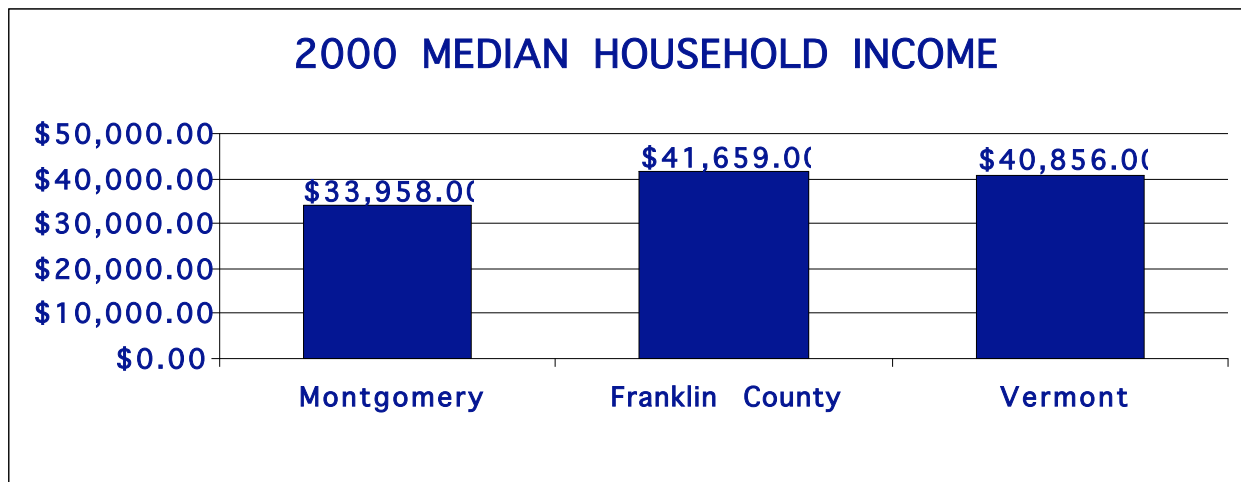
Percent bachelor's degree or higher 22.6%



2000 EMPLOYMENT STATUS	
Population 16 years and over	787
In Labor force	475
Civilian labor force	475
Employed	447
Unemployed	28
Percent of civilian labor force	5.9%
Armed Forces	0
Not in labor force	312

2000 OCCUPATION	
Management, professional, and related occupations	166
Service occupations	66
Sales and office occupations	71
Farming, fishing, and forestry occupations	12
Construction, extraction, and maintenance occupations	61
Production, transportation, and material moving occupations	71

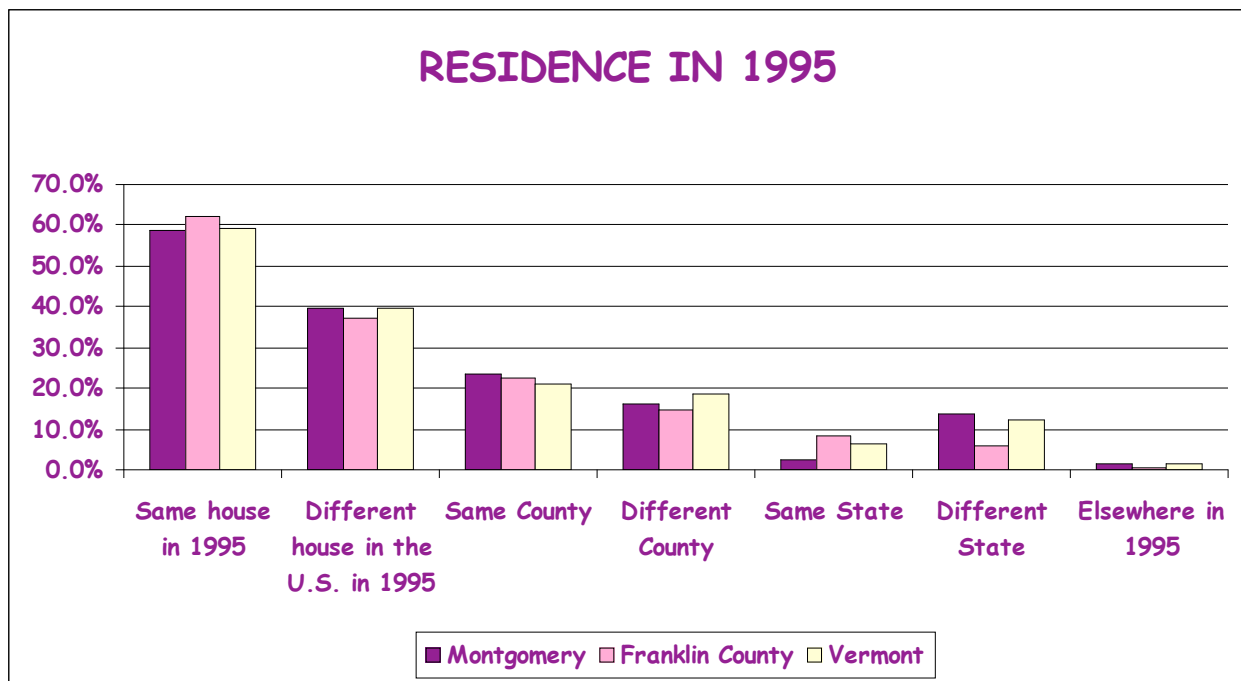
2000 INDUSTRY	
	# of employees
Agriculture, forestry, fishing, hunting and mining	24
Construction	37
Manufacturing	84
Wholesale trade	9
Retail trade	44
Transportation, warehousing and utilities	21
Information	5
Finance, insurance, real estate, rental and leasing	5
Professional, scientific, management, administrative and waste management services	18
Educational, health and social services	114
Arts, entertainment, recreation, accommodation and food services	40
Other services (except public administration)	19
Public administration	27



IV. RESIDENCE & HOUSING

NATIVITY & PLACE OF BIRTH				
	Montgomery		Franklin County	
Total Population	992	100.0%	45,417	100.0%
Native	941	97.2%	43,730	96.3%
Born in United States	932	96.4%	43,345	95.4%
State of Residence	575	78.4%	33,392	73.5%
Different State	357	18.0%	9,953	21.9%
Born outside United States	9	0.7%	385	0.8%
Foreign Born	51	2.8%	1,687	3.7%
Entered 1990 to March 2000	2	0.7%	355	0.8%
Naturalized Citizen	30	1.3%	1,028	2.3%
Not a citizen	21	1.6%	659	1.5%

RESIDENCE IN 1995			
	Montgomery	Franklin County	Vermont
Population 5 years and over	924	42,208	574,842
Same house in 1995	544	26,223	339,599
Different house in the U.S. in 1995	366	15,674	227,850
Same County	215	9,515	121,993
Different County	151	6,159	105,857
Same State	23	3,605	36,109
Different State	128	2,554	69,748
Elsewhere in 1995	14	311	7,393



UNITS IN STRUCTURES		
	1990	2000
1-unit, detached	168	570
1-unit, attached	0	6
2 units	8	16
3 or 4 units	1	12
5 to 9 units	2	7
10 to 19 units	0	0
20 or more units	0	0
Mobile home	10	45

YEAR STRUCTURE BUILT

1999 to March 2000	16
1995 to 1998	53
1990 to 1994	84
1980 to 1989	124
1970 to 1979	91
1960 to 1969	52
1940 to 1959	20
1939 or earlier	226

MEDIAN RENT

Montgomery	\$490
Franklin County	\$539
Vermont	\$553

SELECTED CHARACTERISTICS

Lacking complete plumbing facilities	2
Lacking complete kitchen facilities	2
No telephone service	14

VEHICLES AVAILABLE

None	22
1	116
2	202
3 or more	72

HOUSE HEATING FUEL

Utility gas	6
Bottled, tank or LP gas	90
Electricity	8
Fuel oil, kerosene, etc	223
Coal or coke	0
Wood	85
Solar energy	0
Other fuel	0
No fuel used	0

SELECTED MONTHLY OWNER COSTS AS A PERCENTAGE OF HOUSEHOLD INCOME IN 1999

	Montgomery		Franklin County		Vermont	
	# of people	% of people	# of people	% of people	# of people	% of people
0.0% to 29.9%	108	63.2%	6,081	77.4%	81,058	76.6%
30.0% and above	61	35.7%	1,744	22.2%	24,493	23.1%