

**U.S. CENSUS
BUREAU
INFORMATION**

North Hero Town

U.S. CENSUS BUREAU INFORMATION

Geographic area: North Hero Town, Grand Isle County, Vermont

I. POPULATION

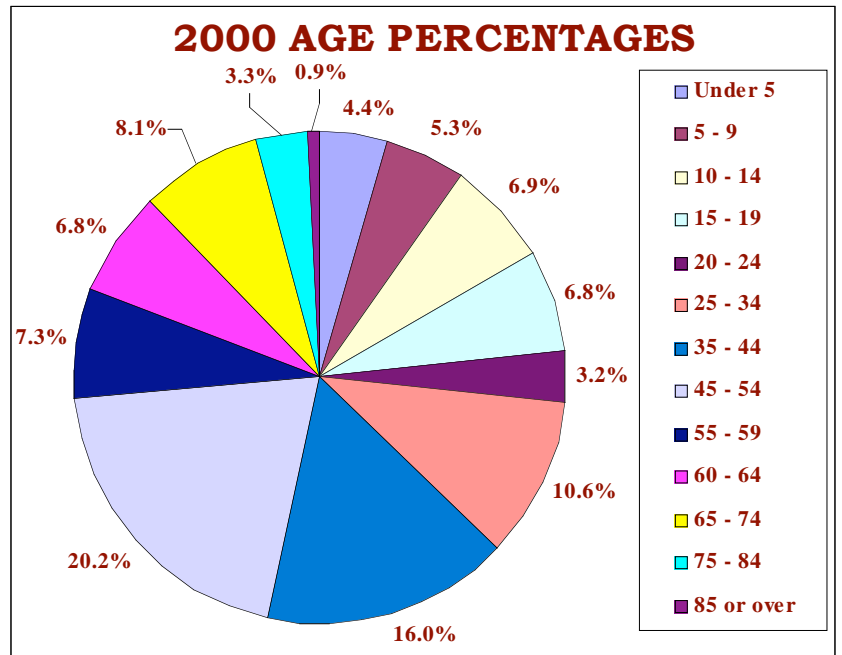
POPULATION, 1790 - 2000

Year	1790	1800	1810	1820	1830	1840	1850	1860	1870	1880	1890	1900	1910	1920	1930	1940	1950	1960	1970	1980	1990	2000
Population	125	324	552	503	638	716	730	594	601	637	550	712	496	494	485	442	407	328	364	442	502	810

2000 SEX AND AGE POPULATION

SEX	NUMBER
Male	408
Female	402

AGE	NUMBER
Under 5	36
5 - 9	43
10 - 14	56
15 - 19	55
20 - 24	26
25 - 34	86
35 - 44	130
45 - 54	164
55 - 59	59
60 - 64	55
65 - 74	66
75 - 84	27
85 or over	7



II. HOUSEHOLD & FAMILY

TOWN NAME	1960	1970	Housing Units 1980	1990	2000
North Hero	392	607	734	743	906
Grand Isle County	2,166	2,618	3,556	4,135	4,663
Vermont	136,307	165,063	223,198	271,214	294,382

HOUSING OCCUPANCY

	Number in 1990	Number in 2000
Total Housing Units	743	906
Occupied Housing Units	181	333
Vacant Housing Units	562	573
Seasonal, Recreational or Occasional Use	523	535

HOUSING TENURE

	Number in 1990	Number in 2000
Occupied housing units	181	333
Owner-occupied housing units	143	283
Renter-occupied housing units	38	50

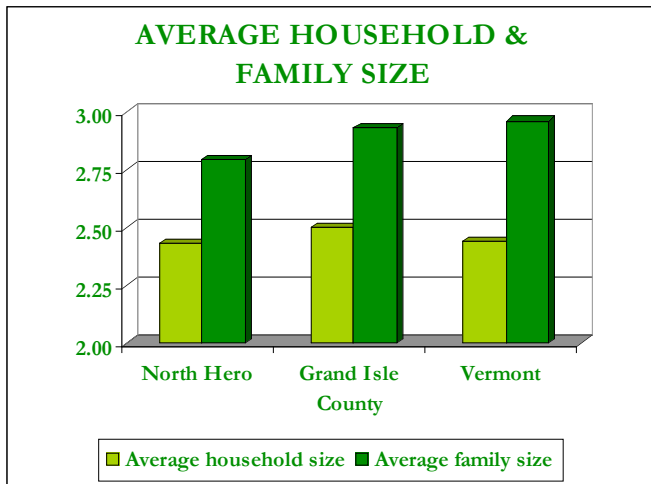
HOUSING RELATIONSHIP

RELATIONSHIP	1990 NUMBER
In family households:	
Householder	141
Spouse	122
Child:	
Natural-born or adopted	137
Stepchild	9
Grandchild	9
Other relatives	18
Non-relatives	10
In group quarters:	
Institutionalized persons	0
Other persons in group quarters	0

RELATIONSHIP	2000 NUMBER
In households:	
Householder	333
Spouse	203
Child	194
Own child under 18 years	162
Other relatives	27
Under 18 years	4
Non-relatives	53
Unmarried partner	27
In group quarters:	
Institutionalized population	0
Non-institutionalized population	0

AVERAGE HOUSEHOLD & FAMILY SIZE

	Average household size	Average family size
North Hero	2.43	2.79
Grand Isle County	2.50	2.93
Vermont	2.44	2.96



2000 HOUSEHOLD BY TYPE

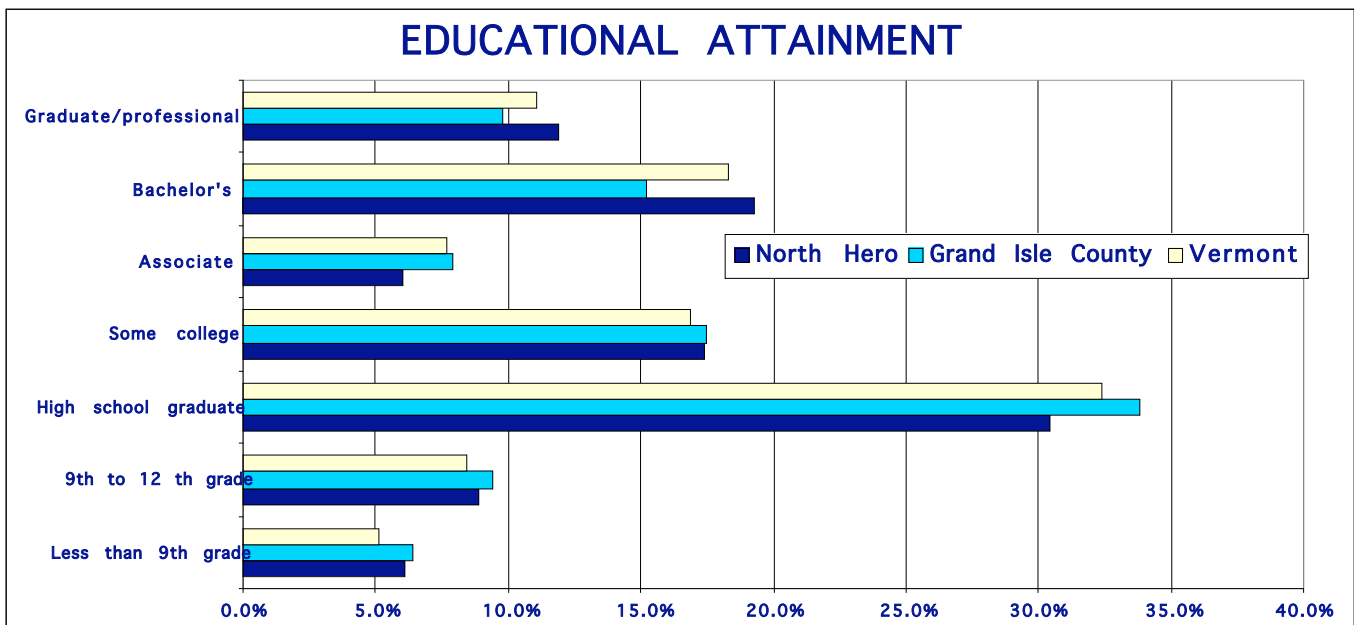
	NUMBER
Total households	333
Family households (families)	237
With own children under 18 years	89
Married-couple family	203
With own children under 18 years	66
Female householder, no husband present	21
With own children under 18 years	18
Non-family households	96
Householder living alone	65
Householder 65 years and over	17
Households with individuals under 18 years	96
Households with individuals 65 years and over	68

III. EDUCATION & EMPLOYMENT

2000 EDUCATIONAL ATTAINMENT						
	North Hero		Grand Isle County		Vermont	
	Number	Percentage	Number	Percentage	Number	Percentage
Population 25 years and over	586	100.0%	4,796	100.0%	104,223	100.0%
Less than 9th grade	36	6.1%	307	6.4%	20,769	5.1%
9th to 12th grade, no diploma	52	8.9%	449	9.4%	34,127	8.4%
High school graduate (includes equivalency)	178	30.4%	1,622	33.8%	130,804	32.4%
Some college, no degree	102	17.4%	841	17.5%	68,440	16.9%
Associate degree	35	6.0%	379	7.9%	31,058	7.7%
Bachelor's degree	113	19.3%	729	15.2%	74,124	18.3%
Graduate or professional degree	70	11.9%	469	9.8%	44,901	11.1%

*Percent high school graduate or higher 85.0%

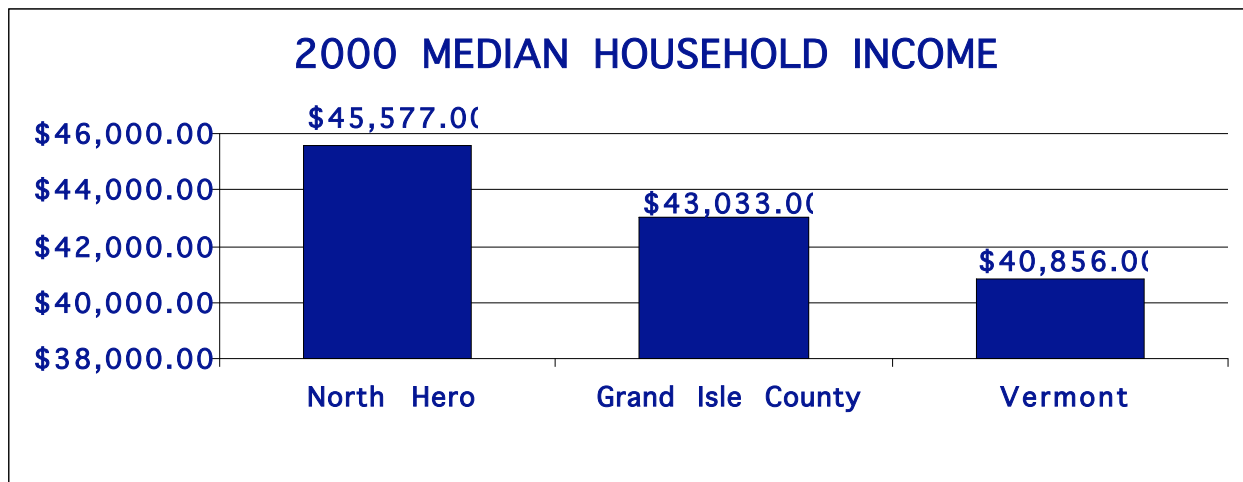
Percent bachelor's degree or higher 31.2%



2000 EMPLOYMENT STATUS	
Population 16 years and over	649
In Labor force	447
Civilian labor force	447
Employed	432
Unemployed	15
Percent of civilian labor force	3.4%
Armed Forces	0
Not in labor force	202

2000 OCCUPATION	
Management, professional, and related occupations	154
Service occupations	41
Sales and office occupations	107
Farming, fishing, and forestry occupations	5
Construction, extraction, and maintenance occupations	68
Production, transportation, and material moving occupations	57

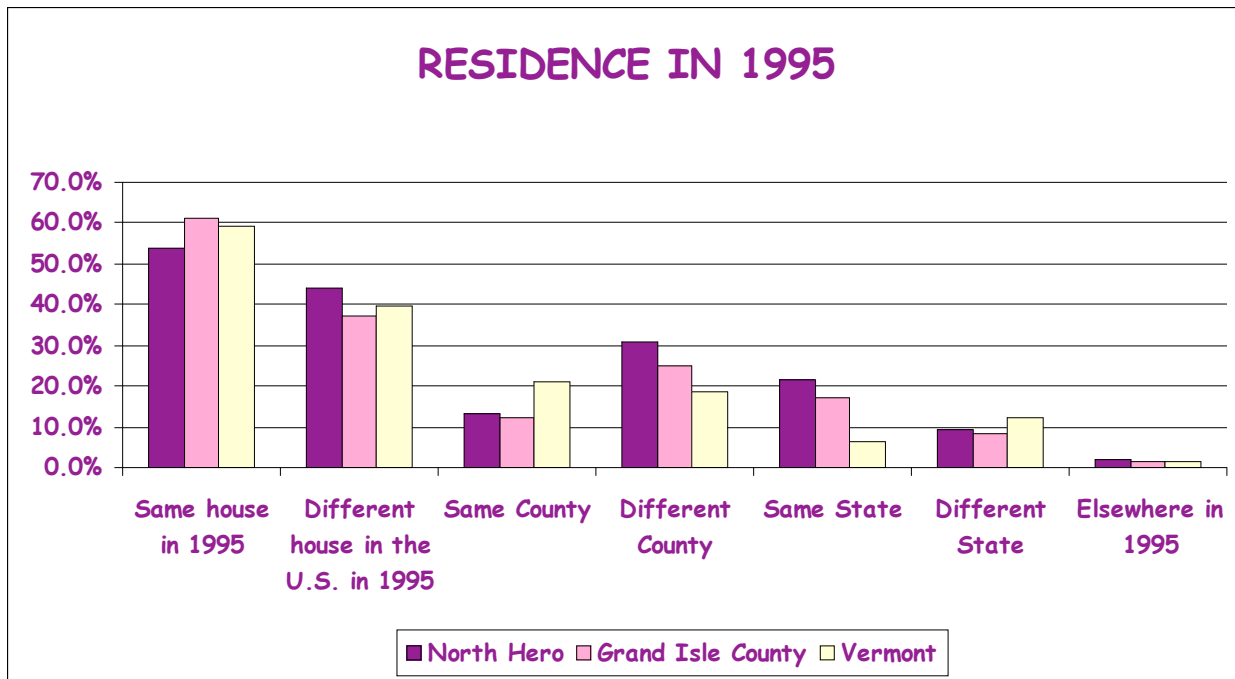
2000 INDUSTRY	
	# of employees
Agriculture, forestry, fishing, hunting and mining	14
Construction	48
Manufacturing	73
Wholesale trade	13
Retail trade	34
Transportation, warehousing and utilities	14
Information	8
Finance, insurance, real estate, rental and leasing	23
Professional, scientific, management, administrative and waste management services	36
Educational, health and social services	106
Arts, entertainment, recreation, accommodation and food services	26
Other services (except public administration)	21
Public administration	16



IV. RESIDENCE & HOUSING

NATIVITY & PLACE OF BIRTH				
Total Population	North Hero		Grand Isle County	
	Count	Percentage	Count	Percentage
Native	755	94.4%	6,610	95.8%
Born in United States	743	92.9%	6,541	94.8%
State of Residence	459	57.4%	4,383	63.5%
Different State	284	35.5%	2,158	31.3%
Born outside United States	12	1.5%	69	1.0%
Foreign Born	45	5.6%	291	4.2%
Entered 1990 to March 2000	17	2.1%	55	0.8%
Naturalized Citizen	29	3.6%	152	2.2%
Not a citizen	16	2.0%	139	2.0%

RESIDENCE IN 1995			
	North Hero	Grand Isle County	Vermont
Population 5 years and over	766	6,515	574,842
Same house in 1995	413	3,983	339,599
Different house in the U.S. in 1995	338	2,439	227,850
Same County	103	802	121,993
Different County	235	1,637	105,857
Same State	164	1,102	36,109
Different State	71	535	69,748
Elsewhere in 1995	15	93	7,393



UNITS IN STRUCTURES		
	1990	2000
1-unit, detached	658	797
1-unit, attached	4	13
2 units	1	6
3 or 4 units	6	4
5 to 9 units	0	0
10 to 19 units	0	0
20 or more units	0	0
Mobile home	69	87

YEAR STRUCTURE BUILT	
1999 to March 2000	12
1995 to 1998	38
1990 to 1994	29
1980 to 1989	161
1970 to 1979	163
1960 to 1969	146
1940 to 1959	191
1939 or earlier	167

MEDIAN RENT	
North Hero	\$775
Grand Isle County	\$619
Vermont	\$553

SELECTED CHARACTERISTICS	
Lacking complete plumbing facilities	1
Lacking complete kitchen facilities	2
No telephone service	3

VEHICLES AVAILABLE	
None	5
1	78
2	157
3 or more	97

HOUSE HEATING FUEL	
Utility gas	2
Bottled, tank or LP gas	63
Electricity	5
Fuel oil, kerosene, etc	240
Coal or coke	0
Wood	21
Solar energy	0
Other fuel	0
No fuel used	0

SELECTED MONTHLY OWNER COSTS AS A PERCENTAGE OF HOUSEHOLD INCOME IN 1999						
	North Hero		Grand Isle County		Vermont	
	# of people	% of people	# of people	% of people	# of people	% of people
0.0% to 29.9%	128	79.5%	903	71.3%	81,058	76.6%
30.0% and above	31	19.3%	361	28.5%	24,493	23.1%