

**U.S. CENSUS
BUREAU
INFORMATION**

Richford Town

U.S. CENSUS BUREAU INFORMATION

Geographic area: Richford Town, Franklin County, Vermont

I. POPULATION

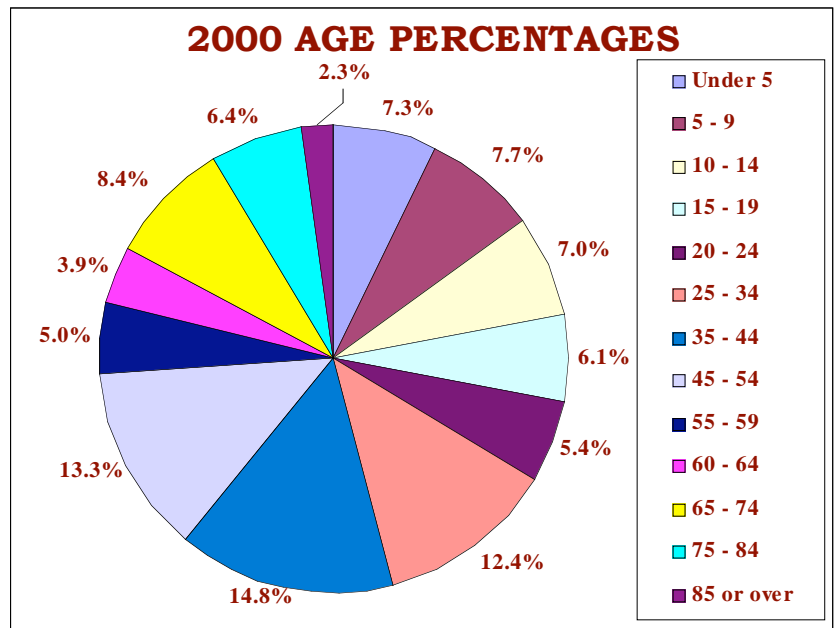
POPULATION, 1790 - 2000

Year	1790	1800	1810	1820	1830	1840	1850	1860	1870	1880	1890	1900	1910	1920	1930	1940	1950	1960	1970	1980	1990	2000
Population	0	113	442	440	704	914	1,074	1,338	1,481	1,818	2,196	2,421	2,907	2,842	2,544	2,646	2,643	2,316	2,116	2,206	2,178	2,321

2000 SEX AND AGE POPULATION

SEX	NUMBER
Male	1,122
Female	1,199

AGE	NUMBER
Under 5	169
5 - 9	179
10 - 14	162
15 - 19	142
20 - 24	126
25 - 34	287
35 - 44	344
45 - 54	309
55 - 59	116
60 - 64	91
65 - 74	195
75 - 84	148
85 or over	53



II. HOUSEHOLD & FAMILY

TOWN NAME	Housing Units				
	1960	1970	1980	1990	2000
Richford	754	773	878	968	1,017
Franklin County	9,963	11,414	14,460	17,250	19,191
Vermont	136,307	165,063	223,198	271,214	294,382

HOUSING OCCUPANCY

	Number in 1990	Number in 2000
Total Housing Units	968	1,017
Occupied Housing Units	826	899
Vacant Housing Units	142	118
Seasonal, Recreational or Occasional Use	67	52

HOUSING TENURE

	Number in 1990	Number in 2000
Occupied housing units	826	899
Owner-occupied housing units	574	655
Renter-occupied housing units	252	244

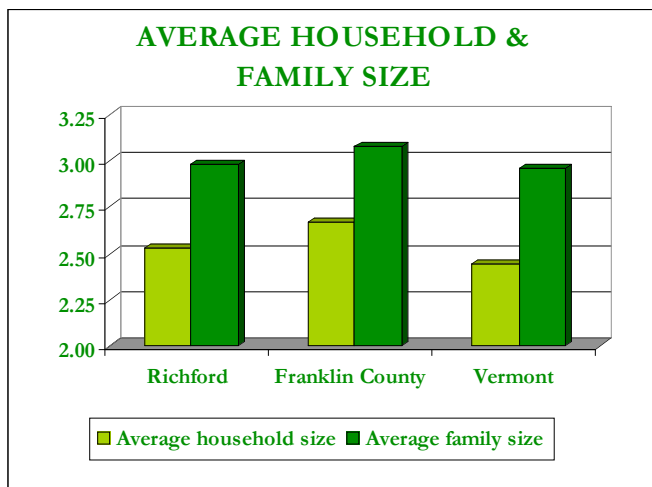
HOUSING RELATIONSHIP

RELATIONSHIP	1990 NUMBER
In family households:	
Householder	578
Spouse	442
Child:	
Natural-born or adopted	699
Stepchild	31
Grandchild	21
Other relatives	35
Non-relatives	69
In group quarters:	
Institutionalized persons	11
Other persons in group quarters	0

RELATIONSHIP	2000 NUMBER
In households:	
Householder	899
Spouse	465
Child	670
Own child under 18 years	538
Other relatives	76
Under 18 years	26
Non-relatives	163
Unmarried partner	85
In group quarters:	
Institutionalized population	0
Non-institutionalized population	48

AVERAGE HOUSEHOLD & FAMILY SIZE

	Average household size	Average family size
Richford	2.53	2.98
Franklin County	2.67	3.08
Vermont	2.44	2.96



2000 HOUSEHOLD BY TYPE

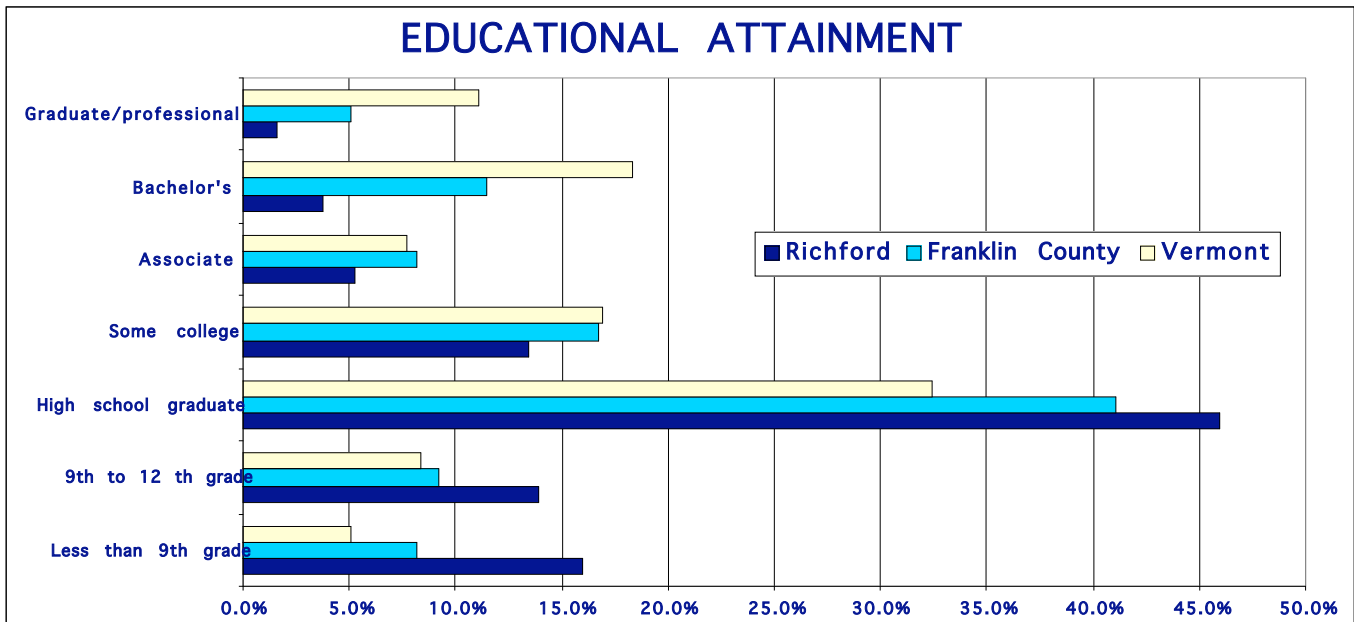
	NUMBER
Total households	899
Family households (families)	613
With own children under 18 years	292
Married-couple family	465
With own children under 18 years	191
Female householder, no husband present	102
With own children under 18 years	73
Non-family households	286
Householder living alone	231
Householder 65 years and over	111
Households with individuals under 18 years	319
Households with individuals 65 years and over	261

III. EDUCATION & EMPLOYMENT

2000 EDUCATIONAL ATTAINMENT						
	Richford		Franklin County		Vermont	
	Number	Percentage	Number	Percentage	Number	Percentage
Population 25 years and over	1,558	100.0%	29,485	100.0%	104,223	100.0%
Less than 9th grade	249	16.0%	2,420	8.2%	20,769	5.1%
9th to 12th grade, no diploma	217	13.9%	2,720	9.2%	34,127	8.4%
High school graduate (includes equivalency)	717	46.0%	12,123	41.1%	130,804	32.4%
Some college, no degree	208	13.4%	4,929	16.7%	68,440	16.9%
Associate degree	83	5.3%	2,402	8.2%	31,058	7.7%
Bachelor's degree	59	3.8%	3,392	11.5%	74,124	18.3%
Graduate or professional degree	25	1.6%	1,497	5.1%	44,901	11.1%

*Percent high school graduate or higher 70.1%

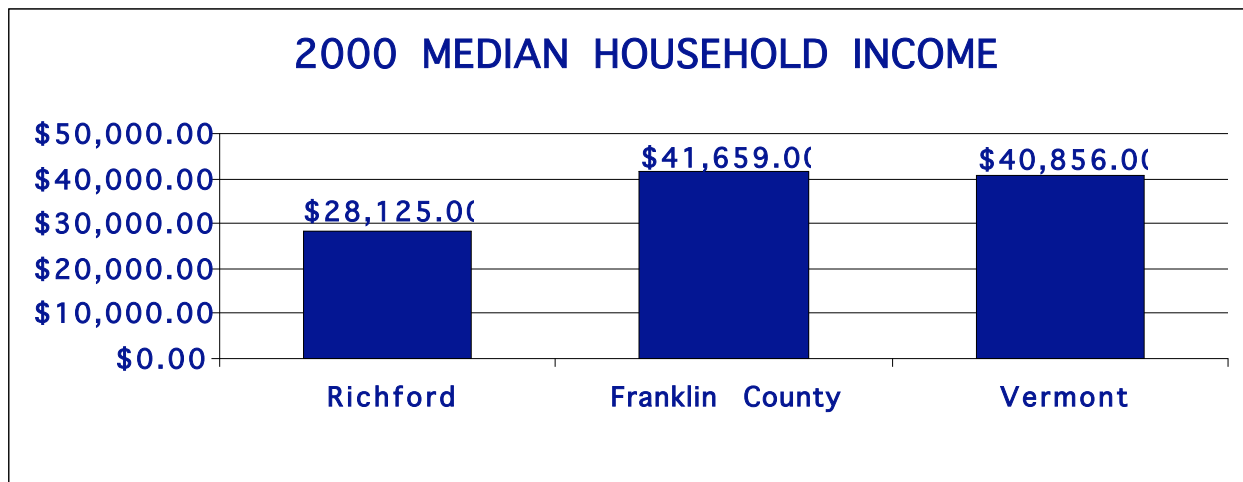
Percent bachelor's degree or higher 5.4%



2000 EMPLOYMENT STATUS	
Population 16 years and over	1,788
In Labor force	1,086
Civilian labor force	1,086
Employed	1,013
Unemployed	73
Percent of civilian labor force	6.7%
Armed Forces	0
Not in labor force	702

2000 OCCUPATION	
Management, professional, and related occupations	210
Service occupations	192
Sales and office occupations	215
Farming, fishing, and forestry occupations	40
Construction, extraction, and maintenance occupations	92
Production, transportation, and material moving occupations	264

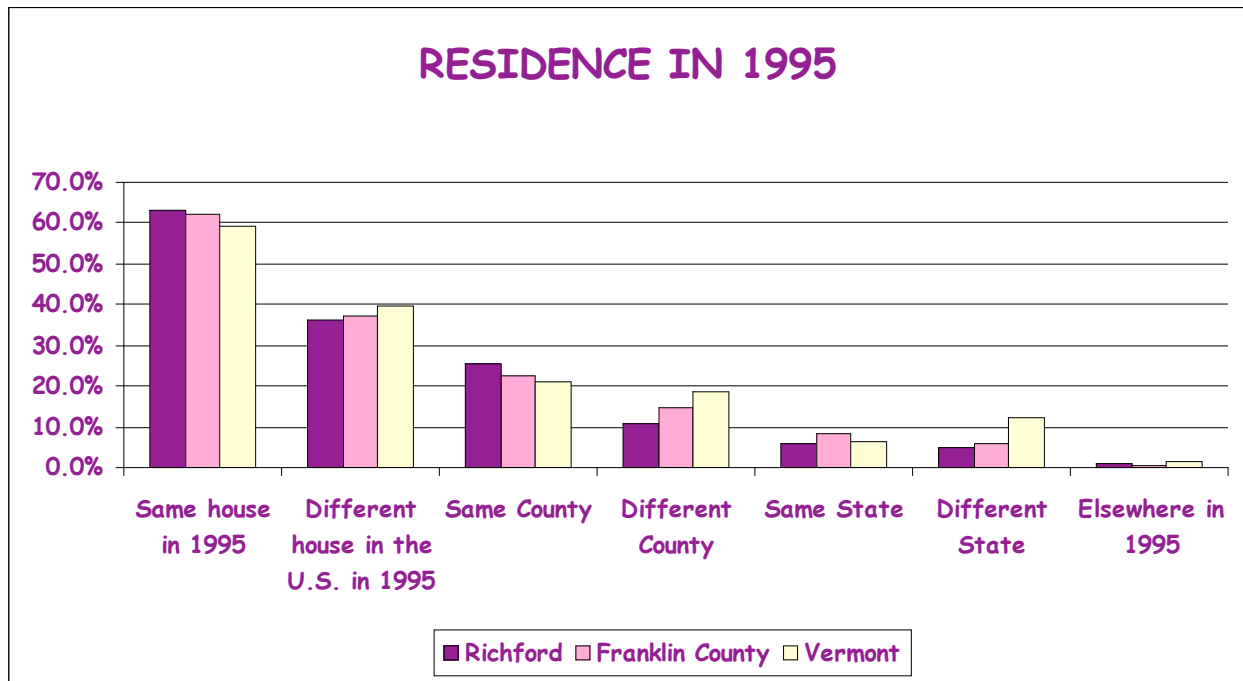
2000 INDUSTRY	
	# of employees
Agriculture, forestry, fishing, hunting and mining	71
Construction	79
Manufacturing	238
Wholesale trade	16
Retail trade	81
Transportation, warehousing and utilities	69
Information	10
Finance, insurance, real estate, rental and leasing	29
Professional, scientific, management, administrative and waste management services	29
Educational, health and social services	229
Arts, entertainment, recreation, accommodation and food services	66
Other services (except public administration)	33
Public administration	63



IV. RESIDENCE & HOUSING

NATIVITY & PLACE OF BIRTH				
	Richford		Franklin County	
Total Population	2,321	100.0%	45,417	100.0%
Native	2,141	92.2%	43,730	96.3%
Born in United States	2,122	91.4%	43,345	95.4%
State of Residence	1,753	75.5%	33,392	73.5%
Different State	369	15.9%	9,953	21.9%
Born outside United States	19	0.8%	385	0.8%
Foreign Born	180	7.8%	1,687	3.7%
Entered 1990 to March 2000	22	0.9%	355	0.8%
Naturalized Citizen	123	5.3%	1,028	2.3%
Not a citizen	57	2.5%	659	1.5%

RESIDENCE IN 1995			
	Richford	Franklin County	Vermont
Population 5 years and over	2,161	42,208	574,842
Same house in 1995	1,362	26,223	339,599
Different house in the U.S. in 1995	781	15,674	227,850
Same County	547	9,515	121,993
Different County	234	6,159	105,857
Same State	131	3,605	36,109
Different State	103	2,554	69,748
Elsewhere in 1995	18	311	7,393



UNITS IN STRUCTURES		
	1990	2000
1-unit, detached	623	672
1-unit, attached	8	30
2 units	127	96
3 or 4 units	57	66
5 to 9 units	26	16
10 to 19 units	0	0
20 or more units	24	23
Mobile home	67	114

YEAR STRUCTURE BUILT

1999 to March 2000	4
1995 to 1998	32
1990 to 1994	51
1980 to 1989	104
1970 to 1979	115
1960 to 1969	56
1940 to 1959	52
1939 or earlier	603

MEDIAN RENT

Richford	\$463
Franklin County	\$539
Vermont	\$553

SELECTED CHARACTERISTICS

Lacking complete plumbing facilities	3
Lacking complete kitchen facilities	3
No telephone service	68

VEHICLES AVAILABLE

None	103
1	353
2	352
3 or more	91

HOUSE HEATING FUEL

Utility gas	9
Bottled, tank or LP gas	114
Electricity	50
Fuel oil, kerosene, etc	598
Coal or coke	6
Wood	122
Solar energy	0
Other fuel	0
No fuel used	0

SELECTED MONTHLY OWNER COSTS AS A PERCENTAGE OF HOUSEHOLD INCOME IN 1999

	Richford		Franklin County		Vermont	
	# of people	% of people	# of people	% of people	# of people	% of people
0.0% to 29.9%	335	78.5%	6,081	77.4%	81,058	76.6%
30.0% and above	85	20.0%	1,744	22.2%	24,493	23.1%