

**U.S. CENSUS
BUREAU
INFORMATION**

South Hero Town

U.S. CENSUS BUREAU INFORMATION

Geographic area: South Hero Town, Grand Isle County, Vermont

I. POPULATION

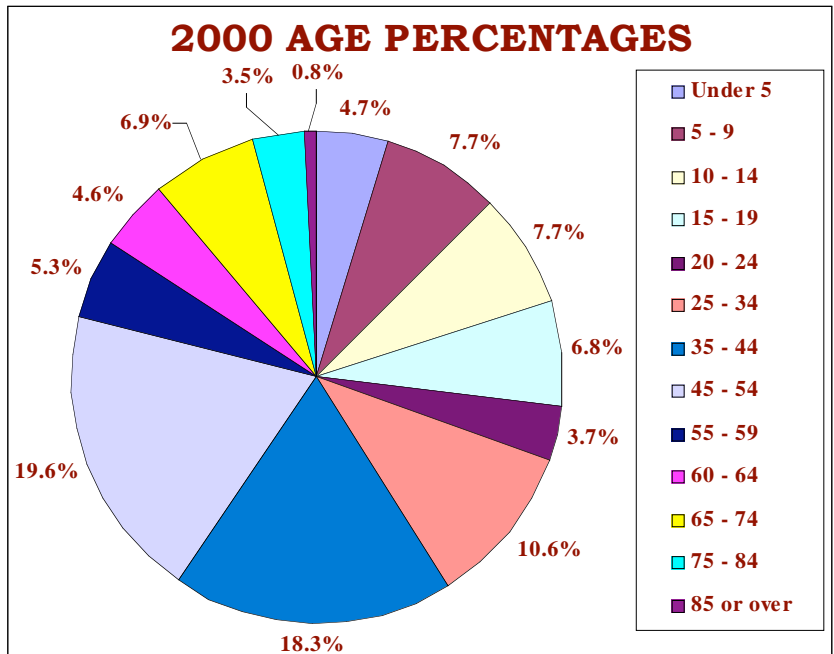
POPULATION, 1790 - 2000

Year	1790	1800	1810	1820	1830	1840	1850	1860	1870	1880	1890	1900	1910	1920	1930	1940	1950	1960	1970	1980	1990	2000
Population	537	678	826	842	717	664	705	617	586	620	559	917	605	606	641	611	567	614	868	1,188	1,404	1,696

2000 SEX AND AGE POPULATION

SEX	NUMBER
Male	840
Female	856

AGE	NUMBER
Under 5	79
5 - 9	130
10 - 14	131
15 - 19	115
20 - 24	62
25 - 34	179
35 - 44	310
45 - 54	333
55 - 59	90
60 - 64	78
65 - 74	117
75 - 84	59
85 or over	13



II. HOUSEHOLD & FAMILY

TOWN NAME	Housing Units				
	1960	1970	1980	1990	2000
South Hero	612	571	832	958	1,036
Grand Isle County	2,166	2,618	3,556	4,135	4,663
Vermont	136,307	165,063	223,198	271,214	294,382

HOUSING OCCUPANCY

	Number in 1990	Number in 2000
Total Housing Units	958	1,036
Occupied Housing Units	522	663
Vacant Housing Units	436	373
Seasonal, Recreational or Occasional Use	396	347

HOUSING TENURE

	Number in 1990	Number in 2000
Occupied housing units	522	663
Owner-occupied housing units	394	531
Renter-occupied housing units	128	132

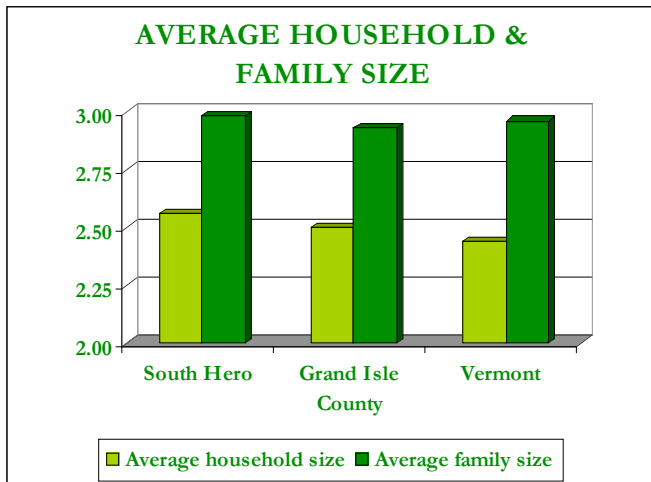
HOUSING RELATIONSHIP

RELATIONSHIP	1990 NUMBER
In family households:	
Householder	393
Spouse	341
Child:	
Natural-born or adopted	431
Stepchild	19
Grandchild	10
Other relatives	22
Non-relatives	10
In group quarters:	
Institutionalized persons	0
Other persons in group quarters	0

RELATIONSHIP	2000 NUMBER
In households:	
Householder	663
Spouse	409
Child	482
Own child under 18 years	391
Other relatives	46
Under 18 years	21
Non-relatives	96
Unmarried partner	50
In group quarters:	
Institutionalized population	0
Non-institutionalized population	0

AVERAGE HOUSEHOLD & FAMILY SIZE

	Average household size	Average family size
South Hero	2.56	2.98
Grand Isle County	2.50	2.93
Vermont	2.44	2.96



2000 HOUSEHOLD BY TYPE

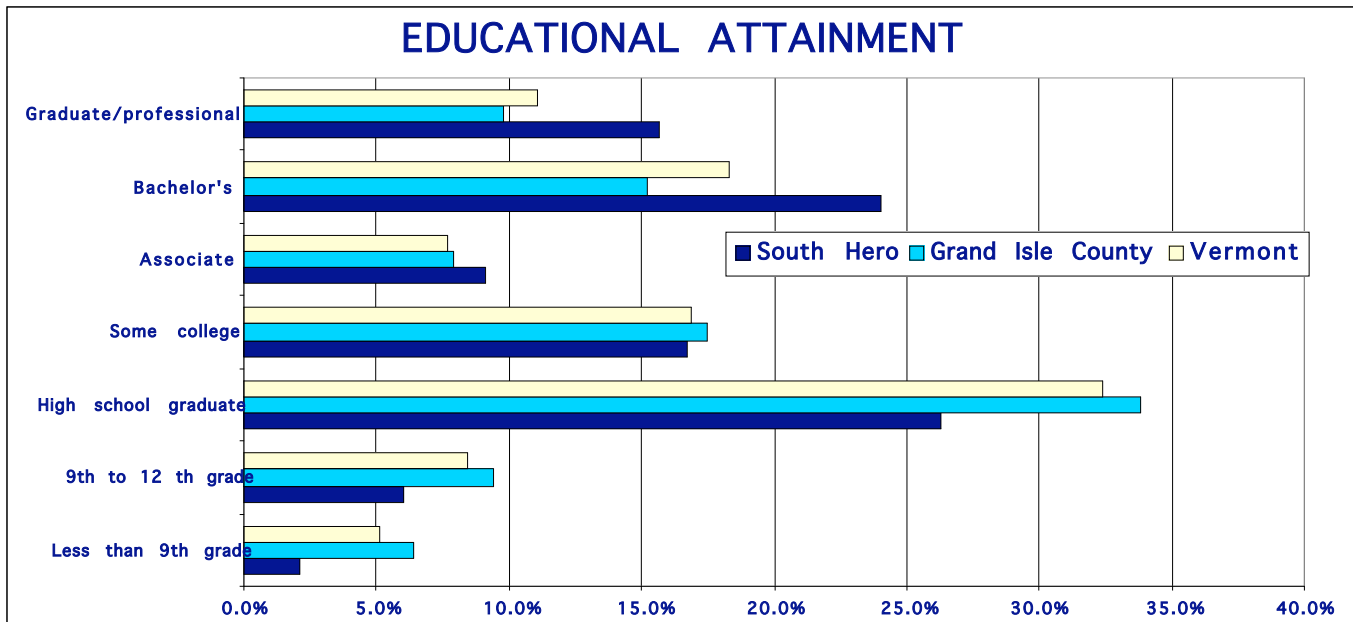
	NUMBER
Total households	633
Family households (families)	473
With own children under 18 years	216
Married-couple family	409
With own children under 18 years	179
Female householder, no husband present	40
With own children under 18 years	22
Non-family households	190
Householder living alone	139
Householder 65 years and over	47
Households with individuals under 18 years	236
Households with individuals 65 years and over	135

III. EDUCATION & EMPLOYMENT

2000 EDUCATIONAL ATTAINMENT						
	South Hero		Grand Isle County		Vermont	
	Number	Percentage	Number	Percentage	Number	Percentage
Population 25 years and over	1,174	100.0%	4,796	100.0%	104,223	100.0%
Less than 9th grade	25	2.1%	307	6.4%	20,769	5.1%
9th to 12th grade, no diploma	71	6.0%	449	9.4%	34,127	8.4%
High school graduate (includes equivalency)	309	26.3%	1,622	33.8%	130,804	32.4%
Some college, no degree	196	16.7%	841	17.5%	68,440	16.9%
Associate degree	107	9.1%	379	7.9%	31,058	7.7%
Bachelor's degree	282	24.0%	729	15.2%	74,124	18.3%
Graduate or professional degree	184	15.7%	469	9.8%	44,901	11.1%

*Percent high school graduate or higher 85.0%

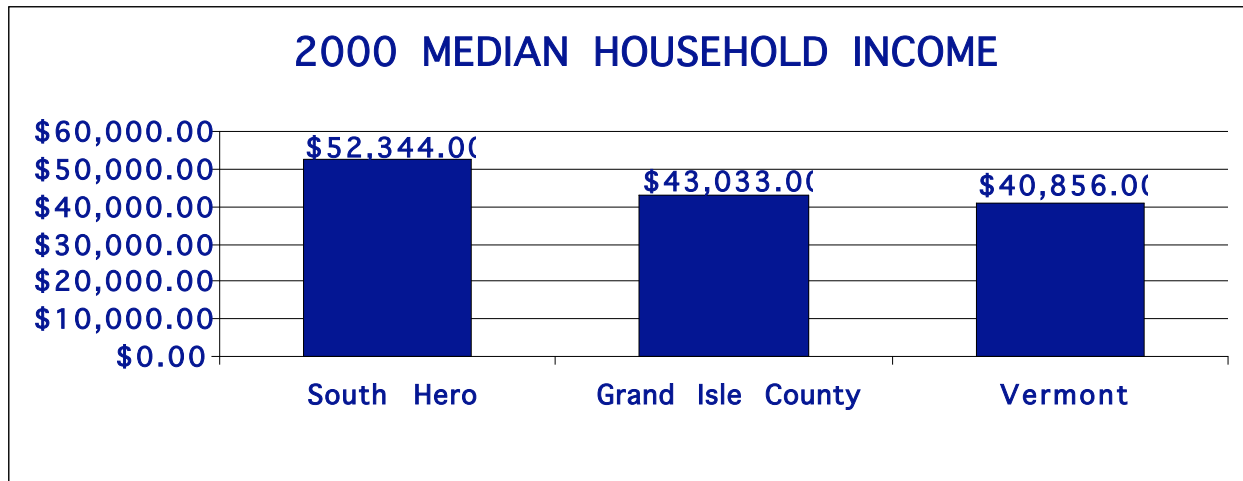
Percent bachelor's degree or higher 31.2%



2000 EMPLOYMENT STATUS	
Population 16 years and over	1,326
In Labor force	964
Civilian labor force	964
Employed	947
Unemployed	17
Percent of civilian labor force	1.8%
Armed Forces	0
Not in labor force	362

2000 OCCUPATION	
Management, professional, and related occupations	412
Service occupations	79
Sales and office occupations	265
Farming, fishing, and forestry occupations	11
Construction, extraction, and maintenance occupations	101
Production, transportation, and material moving occupations	79

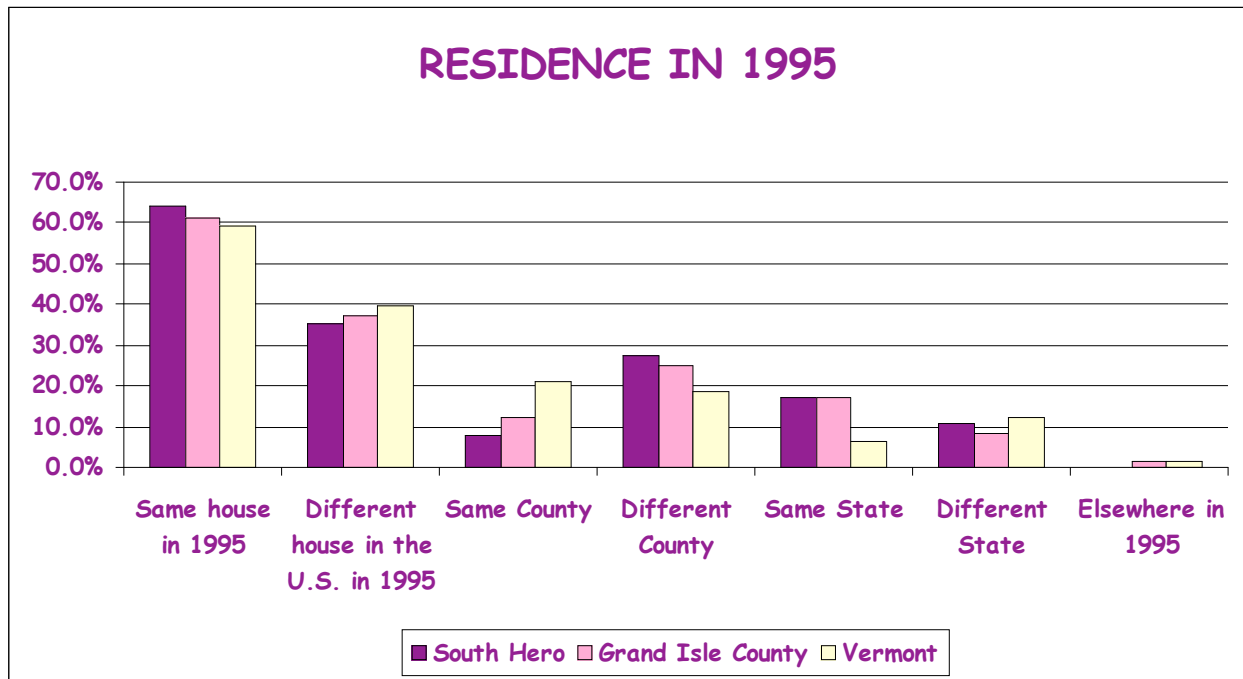
2000 INDUSTRY	
	# of employees
Agriculture, forestry, fishing, hunting and mining	34
Construction	117
Manufacturing	111
Wholesale trade	24
Retail trade	100
Transportation, warehousing and utilities	40
Information	30
Finance, insurance, real estate, rental and leasing	57
Professional, scientific, management, administrative and waste management services	68
Educational, health and social services	202
Arts, entertainment, recreation, accommodation and food services	67
Other services (except public administration)	40
Public administration	57



IV. RESIDENCE & HOUSING

NATIVITY & PLACE OF BIRTH				
	South Hero		Grand Isle County	
Total Population	1,696	100.0%	6,901	100.0%
Native	1,644	96.9%	6,610	95.8%
Born in United States	1,631	96.2%	6,541	94.8%
State of Residence	984	58.0%	4,383	63.5%
Different State	647	38.1%	2,158	31.3%
Born outside United States	13	0.8%	69	1.0%
Foreign Born	52	3.1%	291	4.2%
Entered 1990 to March 2000	4	0.2%	55	0.8%
Naturalized Citizen	34	2.0%	152	2.2%
Not a citizen	18	1.1%	139	2.0%

RESIDENCE IN 1995			
	South Hero	Grand Isle County	Vermont
Population 5 years and over	1,607	6,515	574,842
Same house in 1995	1,034	3,983	339,599
Different house in the U.S. in 1995	569	2,439	227,850
Same County	125	802	121,993
Different County	444	1,637	105,857
Same State	273	1,102	36,109
Different State	171	535	69,748
Elsewhere in 1995	4	93	7,393



UNITS IN STRUCTURES		
	1990	2000
1-unit, detached	786	899
1-unit, attached	6	18
2 units	31	24
3 or 4 units	20	18
5 to 9 units	0	2
10 to 19 units	0	0
20 or more units	0	0
Mobile home	106	75

YEAR STRUCTURE BUILT	
1999 to March 2000	27
1995 to 1998	76
1990 to 1994	98
1980 to 1989	165
1970 to 1979	122
1960 to 1969	113
1940 to 1959	161
1939 or earlier	274

MEDIAN RENT	
South Hero	\$702
Grand Isle County	\$619
Vermont	\$553

SELECTED CHARACTERISTICS	
Lacking complete plumbing facilities	4
Lacking complete kitchen facilities	0
No telephone service	4

VEHICLES AVAILABLE	
None	30
1	153
2	342
3 or more	138

HOUSE HEATING FUEL	
Utility gas	8
Bottled, tank or LP gas	177
Electricity	18
Fuel oil, kerosene, etc	418
Coal or coke	2
Wood	38
Solar energy	2
Other fuel	0
No fuel used	0

SELECTED MONTHLY OWNER COSTS AS A PERCENTAGE OF HOUSEHOLD INCOME IN 1999						
	South Hero		Grand Isle County		Vermont	
	# of people	% of people	# of people	% of people	# of people	% of people
0.0% to 29.9%	237	71.6%	903	71.3%	81,058	76.6%
30.0% and above	94	28.4%	361	28.5%	24,493	23.1%